

Leo Garcia

May 7, 2026

County Council Testimony

Hi, my name is Leo Garcia. I am a 5th grade student and safety patrol member at Jeffers Hill Elementary School, and I am a kid with a vision disability.

Because of my disability, I see much differently than most people. I have a hard time seeing things that are more than a few feet away from me. That means when I am outside in the community, I have to plan extensively to make sure I am safe. I never want my visual impairment to get in the way of what I love doing. One of the things I love to do is to run on Oakland Mills Road with my dad, and it is not always safe for me.

Recently, I was running and about to cross Homespun Drive in a crosswalk, and there was a driver who yelled inappropriate things to me. I was waiting for the audible pedestrian signal to beep, which is my cue that it is safe to cross, she yelled at me, "I told you to [bad word] go," and the cars behind her were beeping at her with impatience to go.

My choice not to cross was the safest choice for me. As a kid with a vision disability, I use sound cues to tell me when it is safe to cross. It is **not** safe to just trust the people in cars. After that incident, I get really scared crossing at the bigger intersections like Homespun & Oakland Mills Road and Kilimanjaro and Oakland Mills Road, which impedes my desire to do what I love, which is run.

As a child with a vision disability and an advocate for others like me, I am asking the County to install signs on every crosswalk on Oakland Mills Road that says “Visually Impaired Child In the Area”. I am also asking to add a “No Turn on Red” sign to the Kilimanjaro/Oakland Mills Road and Homespun Drive/Oakland Mills Road intersections. This will raise the awareness of drivers to be more cautious when driving on the roads where I run, as well as creating a safer community for those with disabilities.

Thank you for your consideration.

## How did we get here?

Before Ms. Mosley motioned her own children's schools to jump DMS & CHS.

### FY 2022-2031 Long-Range Master Plan

Board of Education's Approved

May 27, 2021

(In Thousands)

Capacity	Project	County Project	Occupancy	Approved Appropriations	FY 2022	FY 2023	FY 2024	FY 2025	FY 2026	FY 2027	FY 2028	FY 2029	FY 2030	FY 2031	Total Approp. plus FY22-FY31 Request
540	Talbot Springs ES Replacement	E1043	Sept 2022	\$ 38,377	\$ 5,080	\$ -	\$ -	\$ -	\$ -	\$ -	\$ -	\$ -	\$ -	\$ -	\$ 43,467
1,858	New HS #13	E1035	Sept 2023	54,988	42,899	25,357	6,955	-	-	-	-	-	-	-	129,997
200	Hammond HS Renovation/Addition	E1024	Sept 2023	38,008	29,032	28,516	11,000	-	-	-	-	-	-	-	108,554
195	Dunloggin MS Renovation/Addition	E1049	Sept 2027	-	-	-	3,557	9,555	14,077	14,418	5,884	-	-	-	47,491
788	New ES #43	E1039	Sept 2028	-	-	-	-	7,085	17,500	17,000	17,258	6,030	-	-	64,853
292	Oakland Mills MS Renovation/Addition	E1036	Sept 2030	-	-	-	-	-	-	5,479	12,323	14,621	14,919	5,228	52,570
340	Centennial HS Renovation/Addition	E1025	Sept 2031	-	-	-	-	-	-	-	13,487	34,191	38,258	33,490	117,428
600	New ES #44	E1040	TBD	-	-	-	-	-	-	-	6,000	24,000	20,000	7,584	57,584
TBD	New HS #14	E1052	TBD	-	-	-	-	-	-	-	-	-	15,000	40,000	55,000

Watch Oakland Mills Community Association 7/13/21 Hrs 1:07. BOE members coached community members how to advocate link: <https://youtu.be/JltAUvYd48o>

Watch BOE Meeting 9/23/21 at 9:46pm where Ms. Mosley motions for Oakland Mills HS (her children's school) to be added as an 2027 occupancy. high on the list jumping over other schools. Link:

<https://hpcstv.v3.swagit.com/videos/140177>. Movement should not have occurred during COVID, a national crisis.

Same Meeting: OMMS jumps DMS in timeline & OMHS (ADDED) jumps CHS & Patapsco MS in timeline. <30 min in 1 meeting 2 OM schools jump 2 other feeder schools DMS/CHS. Power & Privilege of having a parent on the board.

### FY 2023-2032 Long-Range Master Plan

Board of Education's Approved

May 26, 2022

(In Thousands)

Capacity	Project	County Project	Occupancy	Approved Appropriations	FY 2023	FY 2024	FY 2025	FY 2026	FY 2027	FY 2028	FY 2029	FY 2030	FY 2031	FY 2032	Total Approp. plus FY23-FY32 Request
1,658	New HS #13	E1035	Sept 2023	97,685	\$ 25,357	\$ 6,955	\$ -	\$ -	\$ -	\$ -	\$ -	\$ -	\$ -	\$ -	\$ 129,997
200	Hammond HS Renovation/Addition	E1024	Sept 2023	67,038	34,900	4,616	-	-	-	-	-	-	-	-	106,554
233	Dunloggin MS Renovation/Addition	E1049	Sept 2027	-	-	4,004	6,673	21,352	13,345	6,673	1,135	-	-	-	53,182
788	New ES #43	E1039	Sept 2027	-	-	5,115	25,577	27,282	8,526	1,705	-	-	-	-	68,205
292	Oakland Mills MS Renovation/Addition	E1036	Sept 2027	-	-	4,269	7,115	22,768	14,230	7,115	1,423	-	-	-	56,920
	Oakland Mills HS Renovation	TBD	Sept 2030	-	-	-	-	8,250	13,750	33,000	27,500	24,750	2,750	-	110,000
340	Centennial HS Renovation/Addition	E1025	Sept 2031	-	-	-	-	-	-	8,808	14,680	46,977	28,360	14,680	113,505
600	New ES #44	E1040	TBD	-	-	-	-	-	-	4,542	22,710	24,224	7,570	1,514	60,560
TBD	New HS #14	E1052	TBD	-	-	-	-	-	-	-	-	12,322	61,611	65,718	139,651
TBD	Regional Early Childhood Center	E1053	TBD	-	-	-	-	-	-	-	-	-	1,435	2,392	3,827
298	Northern Region ES Addition	E1054	TBD	-	-	-	-	-	-	-	-	-	-	745	745
195	Patapsco MS Renovation/Addition	TBD	TBD	-	-	-	-	-	-	-	-	-	-	4,216	4,216
	Jeffers Hill ES Renovation	TBD	TBD	-	-	-	-	-	-	-	-	-	-	2,040	2,040
	Systemic Renovations/Modernizations	E1044		69,201	30,630	33,767	31,843	23,909	26,226	23,000	17,000	17,000	17,000	17,000	306,576

Then, Director Lubely made the first attempt to make Capital Improvement School selection data driven.

Below charts were presented 9/7/23 at 4:32 Hours by Director Lubeley. Using Objective Criteria

Double pts- Capacity, Single pts- Deferred Maintenance, Single pts- State Identified Needs, ½ pt – Age Based

## Capital Improvement Plan Needs

Talking 5.8.2023/10/14

Criteria for assessment of the Capital Improvement Plan Needs				
Needs Order	Capacity Needs (2023 FS)	Maintenance Needs (Deferred Maintenance List)	State Identified Facility Needs (State Facility Assessment)	Age Based Facility Needs
1	Murray Hill MS (SE)	Manor Woods ES HVAC	Oakland Mills MS	Applications and Research Lab
2	Dunloggin MS	Oakland Mills MS	Manor Woods ES	Patapsco MS
3	New ES #43 (SE)	Dunloggin MS	Mayfield Woods MS	Hammond MS
4	Faulkner Ridge	West Friendship ES MBR	Applications and Research Lab	Oakland Mills MS
5	Thomas Viaduct MS	St. Johns Lane ES HVAC	Dunloggin MS	Laurel Woods ES
6	Patapsco MS	Centennial HS	Patapsco MS	Oakland Mills HS
7	Centennial HS	Patapsco MS HVAC	Forest Ridge ES	Centennial HS
8	Northern RECC	Oakland Mills HS	Wilde Lake HS	Clemens Crossing ES
9	New ES #44 (N)	Bridge Landing MS HVAC	Howard HS	Clarksville MS
10	Oakland Mills HS	Lime Kiln MS HVAC	Bridge Landing MS	Pointers Run ES

4:32:48 / 5:21:58

## Results:

Score	Project	Notes
32	Dunloggin MS	Priority order to remain as FY24
23.5	Patapsco MS	
22.5	Oakland Mills MS	Priority order to remain as FY24
20	Murray Hill MS	#14 on SFA (outside of top 10)
19	Manor Woods ES	current HVAC project (Systemic)
16	New ES #43 (SE)	
15	Centennial HS	
14	Faulkner Ridge Center	SB-291-2022 project
12	ARL	part SB-291-2022 project
12	Thomas Viaduct MS	Capacity partial with OMMS
8	Mayfield Woods MS	
7.5	Oakland Mills HS	
7	West Friendship ES MBR	Septic project (Systemic)
6	St. Johns Lane ES HVAC	current HVAC project (Systemic)
6	Northern RECC	Place holder for Pre-K needs
4	Hammond MS	Prior limited reno; capacity shown with MHMS
4	Forest Ridge ES	
4	New ES#44 (N)	
3	Elkridge Landing MS	
3	Laurel Woods ES	
3	Wilde Lake HS	
2	Howard HS	
1.5	Clemens Crossing Es	
1	Lime Kiln MS HVAC	current HVAC project (Systemic)
1	Clarksville MS	
.5	Pointer Run ES	

BOE gave Director Lubeley a hard time with the data points he calculated and dismissed the above data. Note above CHS score is 15, OMHS is 7.5

BOE decided to come up with their own Objective Data Methodology with County & Community Stakeholders 11/23-5/24

Process started: March 2024- Vote to Approve April 2025

### Equity as a Lens

The process is to be guided by the [HCPSS Equity Framework](#) and the [Maryland Association of Boards of Education Educational Equity](#).

### Scored Categories (%) and Criteria (Points)

Under these categories, there are individual criteria to consider, each with a point value to reflect the contribution to the overall prioritization of facilities based on identified capital needs. Equity in student experience for both the condition of the school and capacity utilization is included as a scored criterion.

#### Facility Condition 55%

- State Facility Condition Index/State Facilities Assessment – 20 points
- HCPSS Deferred Maintenance – 15 points
- HCPSS Maintenance Tracking – 5 points
- Health and Safety – 10 points
- Feed Pattern/building condition – 10 points

#### Capacity/Utilization 45%

- Seat need – 35 points
- Educational Sufficiency – 10 points
- Feed Pattern/capacity – 10 points

The work group held scheduled meetings on March 11, 18, 25, and April 15, 22, 2024. An additional meeting was held on April 29, 2024. All meetings were available for the public to watch online live. Recordings of the meetings were posted on BoardDocs as individual meetings by date. The work group was asked to develop a consensus on a recommendation for Board approval to begin use in the Fiscal Year (FY) 2026 Capital Budget planning process. It is understood that any proposed prioritization changes may impact the current Long-Range Master Plan.

## **Members**

- Chair
  - Daniel Lubeley, Director of Capital Planning and Construction
- Board Members
  - Linfeng Chen, Ph.D.
  - Robyn C. Scates, Esq.
  - Jolene Mosley
- Staff Members
  - Herb Savje, Director of School Facilities and Operations
  - Andrew Jinks, Manager of School Construction
  - Tim Rogers, Manager of School Planning
  - Jennifer Bubenko, Planning Analyst

**Ms. Mosley was in the criterion workgroup to develop these new metrics so she cannot dismiss the validity of the data.**

# Facility Prioritization List

Table 4.4 - Summary of Facility Prioritization Order (Continuation on next page)

SCHOOL	55%/45% SCORE	55%/45% RANK	FCI	DEF MAINT	TRACK	HEALTH / SAFETY	FCI FEED	UTIL	UTIL FEED	EDUC
Bryant Woods ES	76.8	1	15.3	7.0	4.6	5.97	0.0	35.0	0.0	10.0
Centennial Lane ES	71.8	2	17.0	3.5	3.0	5.55	7.2	20.1	10.0	5.6
Dunloggin MS	65.8	3	18.5	5.3	1.9	4.96	9.4	11.8	5.5	7.5
Hammond MS	64.2	4	16.9	4.5	1.2	3.70	8.8	13.7	8.1	6.8
Bolman Bridge ES	60.8	5	12.2	2.0	1.2	5.83	0.0	30.3	7.4	3.4
Hammond ES	59.5	6	16.9	3.6	0.8	5.14	8.8	10.8	8.1	4.6
Ashlton ES	59.0	7	17.2	4.7	2.1	5.55	9.7	9.5	0.0	8.9
Richester ES	56.6	8	16.3	15.0	1.5	6.34	9.8	0.0	0.0	4.4
Worthington ES	55.7	9	16.5	9.7	2.6	6.67	10.0	0.0	0.0	7.4
Potapoco MS	55.5	10	18.2	9.9	1.9	4.69	7.7	4.2	0.0	6.6
Burleigh Manor MS	53.2	11	14.0	1.1	1.3	5.35	7.2	8.6	10.0	5.4
Bonnie Branch MS	52.5	12	17.1	11.6	1.9	3.20	9.8	0.7	0.0	5.7
Northfield ES	52.3	13	13.7	1.4	1.9	4.69	8.9	10.1	7.8	3.4
St Johns Lane ES	52.0	14	17.0	4.3	1.9	5.12	7.9	9.3	0.0	4.9
Jeffers Hill ES	51.7	15	15.4	7.1	1.9	8.21	8.5	0.0	0.0	8.1
Lime Kiln MS	51.6	16	16.7	12.9	1.7	4.99	6.5	0.0	0.0	6.1
Oakland Mills MS	51.3	17	19.9	4.8	1.1	5.16	9.7	0.0	0.0	8.4
Centennial HS	50.9	18	16.3	5.8	1.3	5.50	8.0	0.0	8.2	4.1
Hollifield Station ES	50.3	19	16.2	12.6	1.4	5.82	7.2	0.0	0.0	4.3
Phelps Luck ES	48.5	20	13.4	0.7	2.4	3.36	7.7	15.7	0.0	4.8
Fulton ES	47.9	21	13.3	14.3	1.9	5.83	6.0	0.0	0.0	3.8
Mayfield Woods MS	47.8	22	19.1	4.4	1.5	6.19	9.1	0.0	0.0	5.0
Long Reach HS	47.1	23	14.6	12.6	1.6	2.61	9.1	0.0	0.0	4.1
Murray Hill MS	46.4	24	17.0	6.5	2.0	5.06	7.4	0.0	0.0	6.2
Ellicott Mills MS	46.4	25	17.1	5.8	1.5	3.70	10.0	0.0	0.0	5.9
Triadelphia Ridge ES	45.7	26	13.3	6.1	2.3	5.45	4.5	8.4	0.0	4.3
Harpers Choice MS	45.3	27	15.1	4.8	2.6	5.88	6.7	0.0	0.0	8.2
Folly Quarter MS	44.9	28	13.4	6.3	1.5	5.93	4.5	5.7	0.0	6.3
Forest Ridge ES	44.1	29	18.1	14.6	1.8	3.70	0.0	0.0	0.0	3.5
Marriotts Ridge HS	44.1	30	12.8	2.3	1.1	1.67	6.7	6.1	10.0	3.1
Elkridge Landing MS	44.0	31	17.3	5.9	2.4	4.30	6.9	0.0	0.0	4.9
Clarksville ES	44.0	32	13.3	10.6	1.8	2.99	6.2	0.0	0.0	7.2
Wilde Lake HS	43.6	33	17.5	5.6	1.8	3.14	9.4	0.0	0.0	3.7
Manor Woods ES	43.4	34	20.0	1.9	1.8	5.65	6.9	0.0	0.0	5.0
Guilford ES	43.3	35	16.0	9.0	2.3	5.41	0.0	0.0	0.0	8.8
Gorman Crossing ES	43.2	36	13.8	11.4	0.9	5.12	6.6	0.0	0.0	2.7
Laurel Woods ES	41.6	37	15.0	3.3	1.9	6.70	7.4	0.0	0.0	5.2
Reservoir HS	41.3	38	15.7	7.3	1.2	2.28	8.8	0.0	0.0	3.7
Ashlton HS	41.2	39	13.8	0.1	1.0	3.79	7.4	2.3	8.1	3.8
Oakland Mills HS	40.9	40	13.7	4.8	1.9	4.17	9.7	0.0	0.0	4.4
West Friendship ES	40.3	41	16.0	5.1	3.0	5.88	0.0	0.0	0.0	8.9

# Facility Prioritization List

Table 4.4 - Summary of Facility Prioritization Order (continuation)

SCHOOL	55%/45% SCORE	55%/45% RANK	FCI	DET MAINT	TRACK	HEALTH / SAFETY	FCI FEED	UTIL	UTIL FEED	EDUC
Cradlerock ES	40.2	42	14.7	4.8	1.1	6.58	4.2	0.0	0.0	7.0
Mt Hebron HS	40.0	43	12.9	7.7	1.9	3.56	7.9	0.0	0.0	3.3
River Hill HS	40.0	44	17.0	6.1	1.3	3.20	6.5	0.0	0.0	3.7
Lake Elkhorn MS	39.7	45	14.7	4.3	0.8	4.41	4.7	0.0	0.0	9.3
Waterloo ES	39.3	46	14.7	3.4	1.8	3.70	8.6	1.5	0.0	3.6
Clemens Crossing ES	39.0	47	14.0	3.0	2.3	3.46	6.7	0.0	0.0	3.7
Bellows Spring ES	38.7	48	13.4	3.4	1.2	2.99	8.4	0.0	0.0	3.1
Thunder Hill ES	38.4	49	14.4	1.0	1.6	4.14	9.4	0.0	0.0	6.2
Rockburn ES	38.0	50	15.1	1.8	1.9	3.83	8.9	0.0	0.0	2.2
Howard HS	37.9	51	17.5	1.4	1.3	2.99	10.0	0.0	0.0	2.5
Lisbon ES	37.9	52	14.3	3.5	2.3	3.18	4.0	0.0	0.0	7.0
Glenwood MS	37.3	53	14.1	0.9	3.0	3.12	4.0	0.0	0.0	8.9
Stevens Forest ES	36.6	54	13.2	1.5	2.7	2.70	6.8	0.0	0.0	8.3
Running Brook ES	36.2	55	14.3	6.6	2.4	4.84	0.0	0.0	0.0	6.6
Elkridge ES	35.7	56	15.1	0.9	1.2	6.06	6.9	0.5	0.0	3.1
Patuxent Valley MS	35.2	57	9.6	0.2	1.2	2.31	0.0	11.4	7.4	3.8
Veterans ES	35.1	58	12.8	2.8	1.3	4.27	7.4	0.0	3.3	1.3
Gleneig HS	33.3	59	14.6	3.6	1.3	4.15	4.0	0.0	0.0	3.9
Thomas Viaduct MS	33.2	60	8.5	1.1	1.5	3.41	0.0	12.9	0.0	6.2
Applications and Research Lab	32.2	61	18.8	3.2	1.6	4.49	0.0	0.0	0.0	0.0
Clarksville MS	32.1	62	12.6	1.4	2.5	4.84	4.0	0.1	0.0	3.3
Dayton Oaks ES	31.8	63	12.7	2.7	1.4	4.77	6.5	0.0	0.0	1.7
Homewood Center	29.8	64	13.4	7.9	1.8	2.70	0.0	0.0	0.0	0.0
Pointers Run ES	27.7	65	12.3	2.9	1.5	6.39	0.0	0.0	0.0	3.1
Cedar Lane School	27.1	66	14.3	3.6	2.5	4.80	0.0	0.0	0.0	0.0
Mount View MS	26.4	67	12.1	2.7	1.1	3.31	0.0	0.1	0.0	3.8
Bushy Park ES	23.4	68	11.9	2.7	1.6	3.27	0.0	0.0	0.0	2.6
Old Cedar Lane	22.6	69	0.0	15.0	2.4	3.70	0.0	0.0	0.0	0.0
Longfellow ES	22.5	70	11.3	0.2	1.1	3.41	0.0	0.0	0.0	3.3
Swansfield ES	20.2	71	9.7	0.2	2.6	3.41	0.0	0.0	0.0	3.3
Deep Run ES	18.8	72	10.0	0.2	1.1	4.41	0.0	0.0	0.0	2.2
Ducketts Lane ES	18.2	73	9.9	1.4	1.5	2.28	0.0	0.0	0.0	2.3
Wilde Lake MS	17.6	74	7.0	0.2	1.3	2.70	0.0	0.0	0.0	6.0
Waverly ES	16.4	75	8.5	0.4	1.4	3.70	0.0	0.0	0.0	1.3
Guilford Park HS	15.3	76	0.8	0.0	0.5	1.28	0.0	6.2	7.4	0.0
Central Office	14.7	77	0.0	6.8	3.5	3.41	0.0	0.0	0.0	0.0
Hanover Hills ES	12.1	78	4.7	0.2	0.7	3.13	0.0	1.7	0.0	1.3
Hammond HS	8.8	79	3.7	0.0	0.6	1.28	0.0	0.0	0.0	3.1
Old Bushy Park	6.8	80	0.0	0.0	1.2	3.12	0.0	0.0	0.0	0.0
Faulkner Ridge Center	4.8	81	0.0	0.0	0.1	4.41	0.0	0.0	0.0	0.0
Talbot Springs ES	4.8	82	1.6	0.0	0.7	2.13	0.0	0.0	0.0	0.0

Themes between these 2 DATA SETS- Patapsco Middle School and Centennial HS have dire needs for a Total Renovation


# Long-Range Master pl Projects, Facility Priority, Project Status

Project	Facility Priority List	Project Status
Oakland Mills MS Reno/Add	17	In design and will continue
Faulkner Ridge Center	81	In design and will continue
Applications and Research Lab Reno	61	In construction
Dunloggin MS Reno/Add	3	In Design as of July 1, 2025
Oakland Mills HS Reno/Add	40	Future Project
Patapsco MS Reno/Add	10	Future Project
Murray Hill MS Reno/Add	24	Future Project
New ES #43 (Southeast)	New school	Future Project
Bryant Woods ES Reno/Add	1	Enrollment balancing, future project
Centennial HS Reno/Add	18	Future Project
Thomas Viaduct MS Add	60	Future Project
Mayfield Woods MS Reno	22	Future Project

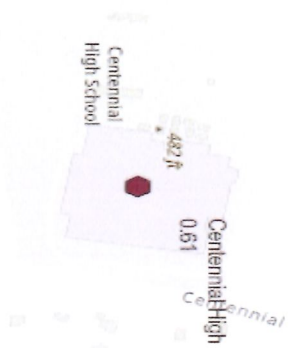
# Top Priorities, Current Processes and Projects

SCHOOL	SSN/SSN SCORE	Current Processes and Projects	Potential Projects to Address the Needs
Bryant Woods ES	76.8	Enrollment balancing, vestibule project, door lock project	Continue current projects
Centennial Lane ES	71.8	Enrollment balancing, door lock project, HVAC controls	Continue current projects
Duraleigh MS	65.8	Renovation and addition project starts, F736	Continue current projects
Harmond MS	64.2	Adjacent to OAMMS capacity project (partial relief)	Enrollment balancing, ES41 and OAMMS
Boylan Bridge ES	60.8		Enrollment balancing, ES43
Harmond ES	59.5		Enrollment balancing, ES43
Altholton ES	59.0	Vestibule project, boiler and gym AC project	Enrollment balancing, ES43, continue current projects
Ilchester ES	56.6	Elevator modernization	Roof, HVAC, vestibule/alcove, door locks or systemic renovation
Worthington ES	55.7	Roof project	Vestibule/alcove, door locks, restroom redo or systemic renovation, continue current roof project
Patapsco MS	55.5	Adjacent to OMS capacity project	HVAC or renovation project, declining enrollment
Burleigh Manor MS	53.2	Adjacent to OMS capacity project	Enrollment balancing (DMS), smaller systemic projects
Bonne Branch MS	52.5	Adjacent to OAMMS capacity project	Renovation
Northfield ES	52.3	Possible adjustment during OMS enrollment balancing	Enrollment balancing (DMS) and possible HSES and MWTS
St. Johns Lane ES	52.0	HVAC renovation in design	Possible enrollment balancing with OMS, HSES, and MWTS
Jeffers Hill ES	51.7	Generator and switchboard replacement, fire alarm repl.	Renovation
Lane Elm MS	51.6	HVAC renovation in design	Continue current projects
Oakland Mills MS	51.3	Renovation and addition project in design	Continue current projects
Centennial MS	50.9	HVAC repairs and control work	Renovation
Hatfield Station ES	50.3		HVAC and roof renovation
Phedus Luck ES	48.5		Enrollment balancing OAMMS
Fulton ES	47.9	Fire alarm replacement	Systemic renovations
Mayfield Woods MS	47.8	Elevator modernization, domestic water service repl.	Renovation
Long Reach HS	47.1		HVAC, roof, or systemic renovations
Murray Hill MS	46.4		Renovation
Ellicott Mills MS	46.4		Renovation

FCI scores of 10/6/25:



Patapsco MS 0.68 FCI



Centennial HS 0.61 FCI



Oakland Mills HS 0.49 FCI

# FY 2026-2035 Long-Range Master Plan

Board of Education's Approved

6/12/2025

(in Thousands)

Capacity	Project	County Project	Occupancy	Active Project Prior Year Appropriations	Total FY26 Allocation	Board Requested CIP	FY26 Local	Board Requested State CIP	State 100% CIP Allocation	State BTL	FY 2027	FY 2028	FY 2029	FY 2030	FY 2031	FY 2032	FY 2033	FY 2034	FY 2035	Total Approp. plus FY26-FY35 Board Requested	Total Approp. plus FY26-FY35 Allocation	
195	Oakland Mills MS Renovation/Addition	E1036	Sept 2029	16,366	\$ 22,631	\$ 22,631	\$ 12,631		\$ -	\$ 10,000	\$ 30,395	\$ 10,197	\$ 1,969	\$ -	\$ -	\$ -	\$ -	\$ -	\$ -	\$ -	\$ 81,576	\$ 81,576
PK	Faulkner Ridge Center	E1060	Sept 2027	23,056	-	-	-		-	-	-	-	-	-	-	-	-	-	-	-	23,056	23,056
	Applications and Research Lab Renovation	E1062	Sept 2027	14,000	-	-	-		-	-	-	-	-	-	-	-	-	-	-	-	14,000	14,000
136	Dunloggin MS Renovation/Addition	E1049	Sept 2030	6,478	\$ 6,694	\$ 6,694	6,694		-	-	\$ 31,654	\$ 25,666	\$ 11,550	3,511	-	-	-	-	-	-	85,553	85,553
260	Oakland Mills HS Renovation/Addition	E1053	Sept 2031	-	-	-	-		-	-	13,937	23,228	74,329	45,455	23,228	4,645	-	-	-	-	185,823	185,823
58	Palapoco MS Renovation/Addition	E1056	Sept 2033	-	-	-	-		-	-	-	-	5,937	9,894	31,662	19,789	9,894	1,979	-	-	79,155	79,155
253	Murray Hill MS Renovation/Addition	E1061	Sept 2034	-	-	-	-		-	-	-	-	7,541	12,568	40,216	25,135	12,568	2,514	-	-	100,542	100,542
490	New ES #43 (Southeast)	E1039	Sept 2034	-	-	-	-		-	-	-	-	-	4,836	24,182	25,794	8,061	1,512	-	-	64,485	64,485
113	Bryant Woods ES Renovation/Addition	TBD	Sept 2034	-	-	-	-		-	-	-	-	-	9,204	4,602	15,645	7,803	8,744	-	-	45,019	45,019
340	Centennial HS Renovation/Addition	E1025	Sept 2036	-	-	-	-		-	-	-	-	-	-	10,672	17,786	56,917	35,573	-	-	120,948	120,948
195	Thomas Vassud MS Addition	E1063	Sept 2034	-	-	-	-		-	-	-	-	-	-	1,189	10,302	4,358	-	-	-	15,849	15,849
	Mayfield Woods MS Renovation	E1064	Sept 2036	-	-	-	-		-	-	-	-	-	-	-	7,147	11,512	38,117	-	-	57,176	57,176

Centennial High School has the highest Capacity seat need of any Renovation at 340 seats

Commitment 3/27/25 by Superintendent, BOE, and Capital Improvement Team to use Data Driven methodology to choose the FY 27 Capital Improvement Selection. Board approved 4/9/25 7-0 approval

REPORT



BOARD OF EDUCATION OF HOWARD COUNTY  
MEETING AGENDA ITEM

TITLE: Capital Budget Prioritization Process

DATE: March 27, 2025

PRESENTER(S): Daniel Lubeley, Executive Director, Capital Planning and Construction

**STRATEGIC PLAN ALIGNMENT**

**Mission:** HCPSS creates an innovative and accountable learning community where we expand opportunities and access, remove barriers, and foster an inclusive environment.

**Key Commitment:** Creating innovative learning and working environments.

**Priority Area:** Priority 4: Enhance Systemic Planning & Procedures.

**Goal:** Goal 3: Ensure equitable distribution of resources to schools.

**OVERVIEW**

This report details progress made on the Capital Budget Prioritization Process, directly supporting Priority 4: Enhance Systemic Planning & Procedures, the commitment to create innovative learning and working environments, and aligns with the goal to ensure equitable distribution of resources to schools.

The Capital Budget identifies the physical needs of the school system and the learning and working environments. A resolution on March 7, 2024, established a Capital Budget Criterion Standardization Work Group to develop an objective and data-driven process to define the Capital Budget priorities. The Work Group developed a consensus, which was presented to the Board on May 23, 2024. As requested by the Board, this report includes further definition of the criteria, an example of the structure and application of the process representing the Work Group's recommendation, and information on the process and community engagement.

**RECOMMENDATION/FUTURE DIRECTION:**

The Board is scheduled to take action to adopt an objective and data-driven process for Capital Budget project prioritization on April 10, 2025. The process will be utilized for the FY 2027 Capital Budget process.

**SUBMITTED BY:**

Daniel Lubeley  
Executive Director, Capital Planning and Construction

**APPROVAL/CONCURRENCE:**

William J. Barnes  
Superintendent

Karalee Turner-Little, Ph.D.  
Deputy Superintendent

Cornell S. Brown, Jr.  
Chief Operating Officer

## Conclusion / Next Steps

The Capital Budget Criterion Standardization Work Group developed a recommendation for the Board to consider for use in the preparation for the FY 2027 Capital Budget and future years.

As described in this report, staff further developed the criteria and developed a template to examine a sample version of an applicable assessment of the work group's recommendation.

Staff are committed to continual improvement of facility maintenance and capital planning; review, consideration, understanding and application of a variety of data sources; as well as transparency in intentionality, communication, and reporting throughout the capital budget process. Evolution to the process is anticipated.

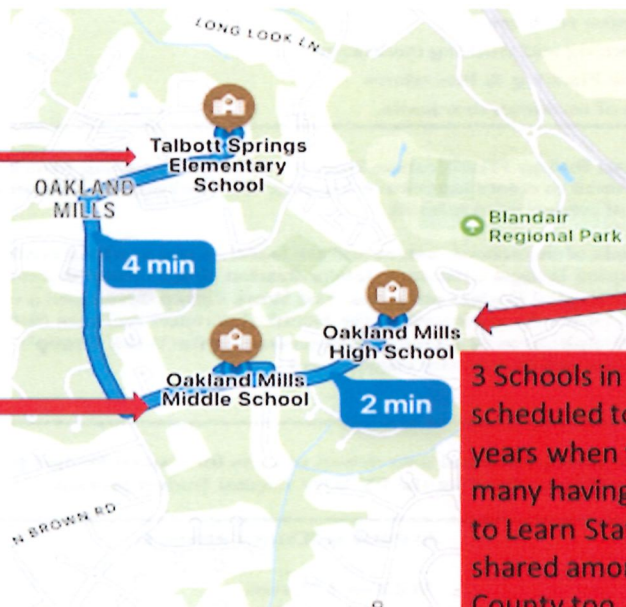
The Board may elect to approve the categories/criteria and points/weights as recommended by the work group, or some variation thereof, for the FY 2027 and future Capital Budget development processes. A reminder that a level of flexibility is encouraged so that staff can evolve the template and application of data as new and evolving data and standards are developed and articulated. Board review for approval is scheduled for April 10, 2025.

BOE Approved Criteria Vote 7-0 on 4/9/25

**So why is the #40 school the FY27 Priority after it's been shown by two different objective data sets (2023 & 2025) to NOT have the most needs AND it is only high on the list bc a parent on the BOE motioned it as a priority. Please do not continue to push the excuse of waiting for MORE data (educational sufficiency)... you have PLENTY of data. This is a stalling tactic to continue to cherry pick projects!!**

Talbot Springs  
was Replaced  
in 2022

Oakland Mills  
Middle School  
was funded  
June 2024 with  
state funding  
'Built to Learn'  
- Reno & Addition



Oakland Mills HS  
is proposed for a  
Renovation &  
Addition 2031  
with Remainder  
of 'Built to Learn'  
state funding

3 Schools in 1 neighborhood are  
scheduled to be renovated in <10  
years when there are 78 schools,  
many having poor conditions. Built  
to Learn State Funding should be  
shared amongst other Areas of the  
County too. How is this FAIR???

## Ethical Concerns with Ms. Mosley, using her position to influence her colleagues.

T. Violations of this policy or the Ethics Regulations can include, but not be limited to:

6. Participating in a matter which would have a financial impact on them or their immediate family.
7. Intentionally using one's prestige of office or position for one's own private gain or that of another.
9. Using school system resources, materials, or time for personal benefit.

Re: [External] Dunloggin Middle School - MAJOR meeting concerns

External

Inbox



Jolene Mosley <jolene\_mosley@hccps.org>

to me

Fri, Sep 29, 2022, 7:57 AM



Hello,

Thank you for writing and sharing your frustration around the CIP meeting conversations and votes. It was a difficult conversation that was based in many areas of regard. There is no getting around that many schools in our system need renovations and space added to them and we have to do that work in ways we can best use the funding sources we have and not let any money slip away from us with this funding. OMMS and OMHS are able to use the Built to Learn act funding and that was part of the conversation. This funding has to be used by 2031 and requires county level matching. So the timeline for these projects has to align w that deadline. DMS is using state and county funds. The conversations about mold at OMHS are because currently, at the school, the school system closed their media center which has impacted students not just using the media center but also classes run through the media center. It is an outbreak of mold in media center and other spaces in the school and as a board we wanted to talk about that work (to get the school clean) as well as ways to do renovations to not have that happen again. The conversation around OMMS and capacity addition is because our county needs MS seats for kids and the difference in cost for OMMS to add capacity vs not is only half a million dollars. All conversations have many perspectives and I thought leaving kids in overcrowded spaces was not something we should be doing. The impacts of both under enrollment and over enrollment impact the students in the classes run at the school and sections available for the classes. I don't want kids to miss out on classes they are interested in because the programs/classes are not running.

I really hope your daughter feels better very soon with her cough and I hope you can let the school system know where the mold may be at the school for its removal.

Jolene Mosley (she/her)

Howard County Board of Education Member

- Misleading Email from Jolene Mosley (BOE) that Built to Learn was for OM schools (her children's school)

Maryland Association of Boards of Education (MABE) Board of Directors Member

Ms. Mosley convinced every BOE Board member and staff that Built to Learn Funding was for her Oakland Mills Schools only, her children's schools so she could justify jumping line over higher needs schools like Patapsco MS and Centennial HS.

## Several Schools Qualify for Built to Learn... not just OM Schools

**Same concern for FY27 project selection- more schools qualify than OMMS and OMHS (OMHS #40/78 school on the Criterion Data Capital Improvement List)**

### BUILT TO LEARN SELECTION OF PROJECTS:

#### III. SELECTION OF PROJECTS

Subject to the satisfaction of all applicable requirements for funding the Program, the Projects to be funded by the Program shall be Projects that the IAC determines: (1) for FY 2022 only, would be eligible for funding but State funding has been deferred due to fiscal constraints; and (2) the Project began construction on or after June 1, 2020, provided, however, the Project was not completed prior to the effective date of this MOU. In selecting Projects for the Program, priority shall be given to schools:

1. That are the oldest or most depleted buildings in the school system with significant facility deficiencies;
2. With high concentrations of students eligible for free or reduced-price meals;
3. With a high number of relocatable classrooms;
4. With a high utilization based on the school's State-rated capacity;
5. With space needs for full-day prekindergarten or career and technical education programs;
6. That meet selection requirements to be funded for construction within three (3) years; or
7. That have completed or nearly completed design documents, a well-established budget, and are ready to be bid.

	<b>Centennial HS</b>	<b>Oakland Mills HS</b>
<b>2025 Facilities Prioritization List score</b>	<b>18 (lower the #, more need)</b>	40
<b>2023 Lubeley's Objective Data score</b>	<b>15 (higher #, more need)</b>	7.5
<b>FCI score</b>	<b>0.61 (higher, more need)</b>	0.49
<b>Seats Needed</b>	<b>340</b>	260
<b>Deferred Maintenance</b>	<b>Higher</b>	
<b># of Trailers- shooter risk</b>	<b>6</b>	3
<b>Stadium Bathrooms</b>	<b>No- Porta Potties</b>	Yes- flushing toilets/sinks
<b>Windows in Classrooms</b>	<b>Less</b>	more



**OMHS** indoor stadium  
bathrooms since 2011



**Centennial HS**  
**Porta – potties** since  
1977, 50 years!

- Purell hand sanitizer doesn't wash off C-Diff
- Porta-potties down a steep hill
- Not inclusive for immunosuppressed population



**Centennial HS-** 6 rotten trailers with paneling falling off every one of them. Huge \$\$ to replace. **Renovate CHS**



**OMHS** – 3 brand new trailers



**OMHS- 32 SETS  
of windows**  
down the left side (non-  
utility side of the school)



**Centennial HS-** (non  
utility side of school).  
Only a few windows


# CHS vs OMHS- Indoor Bathrooms

## Centennial High School Bathrooms

- Original Bathrooms 50 years old



## Oakland Mills High School Bathrooms



Note:  
Large tiles  
in OMHS  
school  
colors

**Dyson Hand  
Blowers** were  
NOT invented  
until **2006**;  
OMHS  
bathrooms  
were  
renovated  
2015



# Murals & Bike Racks


## Centennial High School

- No Mural
- Basic bike rack





## Oakland Mills High School

- Beautiful Mural
- Modern Bike Rack in School Colors



# Centennial HS HVAC burst 3/31/2025

Flooding 3 classrooms – it was patched, not replaced



ALL the data in the big categories point to Centennial High School

	<b>Centennial HS</b>	<b>Oakland Mills HS</b>
<b>2025 Facilities Prioritization List score</b>	<b>18 (lower the #, more need)</b>	<b>40</b>
<b>2023 Lubeley's Objective Data score</b>	<b>15 (higher #, more need)</b>	<b>7.5</b>
<b>FCI score</b>	<b>0.61 (higher, more need)</b>	<b>0.49</b>
<b>Seats Needed</b>	<b>340</b>	<b>260</b>
<b>Deferred Maintenance</b>	<b>Higher</b>	
<b># of Trailers- shooter risk</b>	<b>6</b>	<b>3</b>
<b>Stadium Bathrooms</b>	<b>No- Porta Potties</b>	<b>Yes- flushing toilets/sinks</b>
<b>Windows in Classrooms</b>	<b>Less</b>	<b>more</b>