

**Amendment No. 6 to Council Bill No. 33-2026**

**BY: Chairperson at the request  
of the County Executive**

**Legislative Day No. 7  
Date: May 20, 2026**

**Amendment No. 6**

*(This amendment makes various changes to the Capital Budget for Fiscal Year 2027 including, without limitation, the following:*

*A. Funding Changes as follows:*

- |   |   |
|---|---|
| <i>1. C0319 TIF Projects</i>                                  | <i>Adds \$1,000,000 in grant funding.</i> |
| <i>2. C-0329 Energy Mgmt Improvements</i>                     | <i>Adds \$1,250,000 in GRANT funding</i>  |
| <i>3. C-0337 Ellicott City Improvements</i>                   | <i>Adds \$2,000,000 in GRANT funding</i>  |
| <i>4. C-0365 Systemic Facility Improvements</i>               | <i>Reduces GRANT funding by \$650,000</i> |
| <i>5. C-0375 Elkridge Community Center</i>                    | <i>Reduces GRANT funding by \$600,000</i> |
| <i>6. C-0379 High Ridge Building<br/>Renovations</i>          | <i>Reduces GRANT funding by \$50,000</i>  |
| <i>7. C-0383 Agricultural Ctr at West<br/>Friendship Park</i> | <i>Reduces GRANT funding by \$250,000</i> |
| <i>8. N-3978 Parkland Acquisition Pgm</i>                     | <i>Adds \$343,000 in GRANT funding</i>    |
| <i>9. N-3982 Park Systemic Improvements</i>                   | <i>Reduces GRANT funding by \$23,000</i>  |

*B. Project text changes for the following projects:*

- |  |  |
|--|--|
| <i>1. C-0319 TIF Projects</i>                                | <i>Updates remark no. 2 to reflect GRANT amount awarded</i>  |
| <i>2. C-0329 Energy Mgmt Improvements</i>                    | <i>Updates remark no. 6 and explanation of changes to reflect Federal HUD GRANT</i>  |
| <i>3. C-0337 Ellicott City Improvements</i>                  | <i>Updates remark no. 4 to identify LOAN amounts and no. 5 to reflect GRANT amounts awarded</i>                                      |
| <i>4. C-0365 Systemic Facility Improvements</i>              | <i>Amends project title to include FY2022 (first year of funding), and update remark to add State grant for EDA gateway building</i> |
| <i>5. C-0376 Multi-Sport &amp; Indoor Track<br/>Facility</i> | <i>Updates operating budget impact estimate</i>  |

- |  |   |
|--|---|
| 6. C-0377 Public Ice Rink Facility               | <i>Updates operating budget impact estimate</i>   |
| 7. E-1036 Oakland Mills Middle School Renovation | <i>Adds remark to define OTHER GO funding sources</i>   |
| 8. E-1059 Roofing                                | <i>Adds remark to define OTHER GO funding sources</i>   |
| 9. H-2017 Cold-in-Place Recycling Program        | <i>Corrects spent and encumbered amount</i>   |
| 10. N-3978 Parkland Acquisition Pgm              | <i>Updates remark no. 2 and explanation of changes to reflect POS GRANT amount awarded</i>                      |
| 11. N-3982 Park Systemic Improvements            | <i>Updates remark no. 1 and explanation of changes to reflect State Bond Bill and POS GRANT amounts awarded</i> |

1 In the current capital budget attached to this Act make changes on pages 259, 260, 261, 262, 263,  
2 264, 265, 297, 298 and 299 as noted on the attached Exhibit A. This amendment provides  
3 authority to correct the capital budget, expense budget or Fund Statement pages of the Ordinance  
4 as noted on Exhibit A. This also includes authority to amend the Second Detail page accordingly  
5 and the authority to correct all subtotals, totals, and other calculated figures within this Act to  
6 accommodate this Amendment.

7  
8 In the Capital Budget Detail, make the text changes as shown in the attached revised Detail  
9 pages for the following capital projects:

- 10 1. C-0319 TIF Projects
- 11 2. C-0329 Energy Mgmt Improvements
- 12 3. C-0337 Ellicott City Improvements
- 13 4. C-0365 Systemic Facility Improvements
- 14 5. C-0376 Multi-Sport & Indoor Track Facility
- 15 6. C-0377 Public Ice Rink Facility
- 16 7. E-1036 Oakland Mills Middle School Renovation
- 17 8. E-1059 Roofing
- 18 9. H-2017 Cold-in-Place Recycling Program

- 1 10. N-3978 Parkland Acquisition Pgm
- 2 11. N-3982 Park Systemic Improvements

## 2027 Capital Ordinance

GENERAL COUNTY PROJECTS	Prior Appr.	FY2027 Budget	Total Appr.	Amend.	FY2027 Budget Revised	Total Revised Appr.
<b>C0315-FY2009 PUBLIC SAFETY SYSTEM ENHANCEMENTS</b>						
PAY AS YOU GO	750	0	750	0	0	750
<b>Total Program Revenue</b>	<b>13,727</b>	<b>600</b>	<b>14,327</b>	<b>0</b>	<b>600</b>	<b>14,327</b>
<b>C0319-FY2010 TAX INCREMENT FINANCING PROJECTS</b>						
DEVELOPER CONTRIBUTION	696	0	696	0	0	696
GRANTS	21,000	3,000	24,000	1,000	4,000	25,000
TIF BONDS	90,000	0	90,000	0	0	90,000
<b>Total Program Revenue</b>	<b>111,696</b>	<b>3,000</b>	<b>114,696</b>	<b>1,000</b>	<b>4,000</b>	<b>115,696</b>
<b>C0322-FY2012 CENTRAL FLEET SYSTEMIC IMPROVEMENTS and FUEL SYSTEM</b>						
BONDS	6,781	750	7,531	0	750	7,531
METRO DISTRICT BOND	910	0	910	0	0	910
OTHER SOURCES	600	0	600	0	0	600
PAY AS YOU GO	300	0	300	0	0	300
<b>Total Program Revenue</b>	<b>8,591</b>	<b>750</b>	<b>9,341</b>	<b>0</b>	<b>750</b>	<b>9,341</b>
<b>C0324-FY2012 GEODETIC NETWORK AUTOMATION</b>						
BONDS	225	0	225	0	0	225
PAY AS YOU GO	415	50	465	0	50	465
<b>Total Program Revenue</b>	<b>640</b>	<b>50</b>	<b>690</b>	<b>0</b>	<b>50</b>	<b>690</b>
<b>C0329-FY2012 ENERGY MANAGEMENT/IMPROVEMENTS</b>						
BONDS	7,602	4,718	12,320	0	4,718	12,320
GRANTS	13,979	962	14,941	1,250	2,212	16,191
OTHER SOURCES	2,205	2,225	4,430	0	2,225	4,430
PAY AS YOU GO	650	0	650	0	0	650
<b>Total Program Revenue</b>	<b>24,436</b>	<b>7,905</b>	<b>32,341</b>	<b>1,250</b>	<b>9,155</b>	<b>33,591</b>
<b>C0332-FY2014 BUS STOP IMPROVEMENTS</b>						
BONDS	240	0	240	0	0	240
GRANTS	2,250	0	2,250	0	0	2,250
PAY AS YOU GO	3,840	300	4,140	0	300	4,140
<b>Total Program Revenue</b>	<b>6,330</b>	<b>300</b>	<b>6,630</b>	<b>0</b>	<b>300</b>	<b>6,630</b>
<b>C0333-FY2015 DETENTION CENTER RENOVATIONS</b>						
BONDS	27,976	1,320	29,296	0	1,320	29,296
GRANTS	200	0	200	0	0	200
PAY AS YOU GO	1,000	0	1,000	0	0	1,000

## 2027 Capital Ordinance

GENERAL COUNTY PROJECTS	Prior Appr.	FY2027 Budget	Total Appr.	Amend.	FY2027 Budget Revised	Total Revised Appr.
<b>Total Program Revenue</b>	<b>29,176</b>	<b>1,320</b>	<b>30,496</b>	<b>0</b>	<b>1,320</b>	<b>30,496</b>
<b>C0335-FY2014 COMMUNITY RESOURCES and SERVICES FACILITY/PROGRAM ENHANCEMENTS</b>						
BONDS	16,860	0	16,860	0	0	16,860
GRANTS	1,950	800	2,750	0	800	2,750
OTHER SOURCES	85	0	85	0	0	85
PAY AS YOU GO	5,555	0	5,555	0	0	5,555
<b>Total Program Revenue</b>	<b>24,450</b>	<b>800</b>	<b>25,250</b>	<b>0</b>	<b>800</b>	<b>25,250</b>
<b>C0336-FY2014 LANDFILL RESOURCE MANAGEMENT</b>						
BONDS	400	762	1,162	0	762	1,162
PAY AS YOU GO	170	0	170	0	0	170
<b>Total Program Revenue</b>	<b>570</b>	<b>762</b>	<b>1,332</b>	<b>0</b>	<b>762</b>	<b>1,332</b>
<b>C0337-FY2014 ELLICOTT CITY IMPROVEMENTS and ENHANCEMENTS</b>						
BONDS	47,475	0	47,475	0	0	47,475
DEVELOPER CONTRIBUTION	165	0	165	0	0	165
GRANTS	78,071	4,200	82,271	2,000	6,200	84,271
OTHER SOURCES	5	0	5	0	0	5
PAY AS YOU GO	56,645	0	56,645	0	0	56,645
STORMWATER UTILITY FUNDING	1,500	0	1,500	0	0	1,500
WATER QUALITY STATE OR FED LOAN	136,700	33,000	169,700	0	33,000	169,700
<b>Total Program Revenue</b>	<b>320,561</b>	<b>37,200</b>	<b>357,761</b>	<b>2,000</b>	<b>39,200</b>	<b>359,761</b>
<b>C0338-FY2015 BROADBAND INSTALLATIONS</b>						
OTHER SOURCES	3,320	340	3,660	0	340	3,660
PAY AS YOU GO	640	0	640	0	0	640
<b>Total Program Revenue</b>	<b>3,960</b>	<b>340</b>	<b>4,300</b>	<b>0</b>	<b>340</b>	<b>4,300</b>
<b>C0339-FY2015 BROADBAND INSTALLATIONS NON-COUNTY GOVERNMENT</b>						
OTHER SOURCES	5,480	480	5,960	0	480	5,960
PAY AS YOU GO	960	0	960	0	0	960
<b>Total Program Revenue</b>	<b>6,440</b>	<b>480</b>	<b>6,920</b>	<b>0</b>	<b>480</b>	<b>6,920</b>
<b>C0340-FY2015 BROADBAND INSTALLATIONS NON-GOVERNMENT</b>						
OTHER SOURCES	2,200	180	2,380	0	180	2,380
PAY AS YOU GO	400	0	400	0	0	400
<b>Total Program Revenue</b>	<b>2,600</b>	<b>180</b>	<b>2,780</b>	<b>0</b>	<b>180</b>	<b>2,780</b>

## 2027 Capital Ordinance

GENERAL COUNTY PROJECTS	Prior Apppr.	FY2027 Budget	Total Apppr.	Amend.	FY2027 Budget Revised	Total Revised Apppr.
<b>C0348-FY2017 MODERNIZATION OF FLEET AND HIGHWAYS SHOPS</b>						
BONDS	9,005	100	9,105	0	100	9,105
<b>Total Program Revenue</b>	<b>9,005</b>	<b>100</b>	<b>9,105</b>	<b>0</b>	<b>100</b>	<b>9,105</b>
<b>C0349-FY2017 ENVIRONMENTAL COMPLIANCE OPERATIONS</b>						
BONDS	2,046	0	2,046	0	0	2,046
<b>Total Program Revenue</b>	<b>2,046</b>	<b>0</b>	<b>2,046</b>	<b>0</b>	<b>0</b>	<b>2,046</b>
<b>C0350-FY2017 NEW BUDGET SYSTEM</b>						
BONDS	500	0	500	0	0	500
<b>Total Program Revenue</b>	<b>500</b>	<b>0</b>	<b>500</b>	<b>0</b>	<b>0</b>	<b>500</b>
<b>C0353-FY2024 TRANSIT CENTER</b>						
BONDS	450	250	700	0	250	700
OTHER SOURCES	0	0	0	0	0	0
<b>Total Program Revenue</b>	<b>450</b>	<b>250</b>	<b>700</b>	<b>0</b>	<b>250</b>	<b>700</b>
<b>C0354-FY2019 BUILDING ACCESS CONTROL AND SECURITY ENHANCEMENTS</b>						
BONDS	3,910	500	4,410	0	500	4,410
<b>Total Program Revenue</b>	<b>3,910</b>	<b>500</b>	<b>4,410</b>	<b>0</b>	<b>500</b>	<b>4,410</b>
<b>C0358-FY2019 NORTH LAUREL COMMUNITY POOL</b>						
BONDS	100	0	100	0	0	100
GRANTS	2,000	0	2,000	0	0	2,000
PAY AS YOU GO	20,140	0	20,140	0	0	20,140
<b>Total Program Revenue</b>	<b>22,240</b>	<b>0</b>	<b>22,240</b>	<b>0</b>	<b>0</b>	<b>22,240</b>
<b>C0360-FY2019 REAL ESTATE PLANNING AND DESIGN</b>						
BONDS	3,645	0	3,645	0	0	3,645
OTHER SOURCES	4,500	-4,425	75	0	-4,425	75
PAY AS YOU GO	2,900	0	2,900	0	0	2,900
<b>Total Program Revenue</b>	<b>11,045</b>	<b>-4,425</b>	<b>6,620</b>	<b>0</b>	<b>-4,425</b>	<b>6,620</b>
<b>C0363-FY2019 LINWOOD SCHOOL PARKING LOT</b>						
BONDS	100	0	100	0	0	100
GRANTS	100	0	100	0	0	100
OTHER SOURCES	100	0	100	0	0	100
<b>Total Program Revenue</b>	<b>300</b>	<b>0</b>	<b>300</b>	<b>0</b>	<b>0</b>	<b>300</b>
<b>C0364-FY2021 NEW CULTURAL CENTER</b>						
DEVELOPER CONTRIBUTION	7,000	0	7,000	0	0	7,000

## 2027 Capital Ordinance

GENERAL COUNTY PROJECTS	Prior Appr.	FY2027 Budget	Total Appr.	Amend.	FY2027 Budget Revised	Total Revised Appr.
<b>C0364-FY2021 NEW CULTURAL CENTER</b>						
GRANTS	500	500	1,000	0	500	1,000
Other GO	64,485	0	64,485	0	0	64,485
<b>Total Program Revenue</b>	<b>71,985</b>	<b>500</b>	<b>72,485</b>	<b>0</b>	<b>500</b>	<b>72,485</b>
<b>C0365-FY2022 SYSTEMIC FACILITY IMPROVEMENTS</b>						
BONDS	34,834	9,710	44,544	0	9,710	44,544
GRANTS	1,375	950	2,325	-650	300	1,675
OTHER SOURCES	84	0	84	0	0	84
PAY AS YOU GO	250	0	250	0	0	250
<b>Total Program Revenue</b>	<b>36,543</b>	<b>10,660</b>	<b>47,203</b>	<b>-650</b>	<b>10,010</b>	<b>46,553</b>
<b>C0366-PUBLIC SAFETY TRAINING FACILITIES IMPROVEMENTS</b>						
BONDS	1,690	0	1,690	0	0	1,690
<b>Total Program Revenue</b>	<b>1,690</b>	<b>0</b>	<b>1,690</b>	<b>0</b>	<b>0</b>	<b>1,690</b>
<b>C0367-FY2023 FEDERAL or STATE GRANT FUNDED CAPITAL PROJECTS</b>						
GRANTS	20,000	0	20,000	0	0	20,000
<b>Total Program Revenue</b>	<b>20,000</b>	<b>0</b>	<b>20,000</b>	<b>0</b>	<b>0</b>	<b>20,000</b>
<b>C0370-FY2024 US 1 CORRIDOR SAFE STREETS FOR ALL</b>						
GRANTS	2,489	-2,000	489	0	-2,000	489
OTHER SOURCES	0	20	20	0	20	20
PAY AS YOU GO	900	-20	880	0	-20	880
<b>Total Program Revenue</b>	<b>3,389</b>	<b>-2,000</b>	<b>1,389</b>	<b>0</b>	<b>-2,000</b>	<b>1,389</b>
<b>C0371-FY2025 FORMER CIRCUIT COURTHOUSE RENOVATION</b>						
GRANTS	2,900	750	3,650	0	750	3,650
PAY AS YOU GO	9,440	5,170	14,610	0	5,170	14,610
<b>Total Program Revenue</b>	<b>12,340</b>	<b>5,920</b>	<b>18,260</b>	<b>0</b>	<b>5,920</b>	<b>18,260</b>
<b>C0374-FY2025 HIGH SCHOOL 14 - LAND ACQUISITION</b>						
PAY AS YOU GO	15,000	-13,000	2,000	0	-13,000	2,000
<b>Total Program Revenue</b>	<b>15,000</b>	<b>-13,000</b>	<b>2,000</b>	<b>0</b>	<b>-13,000</b>	<b>2,000</b>
<b>C0375-FY2025 ELKRIDGE COMMUNITY CENTER</b>						
BONDS	0	25,710	25,710	0	25,710	25,710
GRANTS	0	700	700	-600	100	100
PAY AS YOU GO	36,680	8,000	44,680	0	8,000	44,680
<b>Total Program Revenue</b>	<b>36,680</b>	<b>34,410</b>	<b>71,090</b>	<b>-600</b>	<b>33,810</b>	<b>70,490</b>

## 2027 Capital Ordinance

GENERAL COUNTY PROJECTS	Prior Appr.	FY2027 Budget	Total Appr.	Amend.	FY2027 Budget Revised	Total Revised Appr.
<b>C0376-FY2025 MULTI-SPORT &amp; INDOOR TRACK FACILITY</b>						
BONDS	0	0	0	0	0	0
PAY AS YOU GO	300	12,500	12,800	0	12,500	12,800
<b>Total Program Revenue</b>	<b>300</b>	<b>12,500</b>	<b>12,800</b>	<b>0</b>	<b>12,500</b>	<b>12,800</b>
<b>C0377-FY2025 PUBLIC ICE RINK FACILITY</b>						
BONDS	0	3,500	3,500	0	3,500	3,500
PAY AS YOU GO	300	0	300	0	0	300
<b>Total Program Revenue</b>	<b>300</b>	<b>3,500</b>	<b>3,800</b>	<b>0</b>	<b>3,500</b>	<b>3,800</b>
<b>C0378-FY2025 DATA CENTER</b>						
BONDS	100	0	100	0	0	100
PAY AS YOU GO	0	0	0	0	0	0
<b>Total Program Revenue</b>	<b>100</b>	<b>0</b>	<b>100</b>	<b>0</b>	<b>0</b>	<b>100</b>
<b>C0379-FY2025 HIGH RIDGE BUILDING RENOVATIONS</b>						
BONDS	3,000	50	3,050	0	50	3,050
GRANTS	450	700	1,150	-50	650	1,100
<b>Total Program Revenue</b>	<b>3,450</b>	<b>750</b>	<b>4,200</b>	<b>-50</b>	<b>700</b>	<b>4,150</b>
<b>C0380-FY2026 TRANSFORM CONSTITUENT MANAGEMENT</b>						
PAY AS YOU GO	3,020	2,040	5,060	0	2,040	5,060
<b>Total Program Revenue</b>	<b>3,020</b>	<b>2,040</b>	<b>5,060</b>	<b>0</b>	<b>2,040</b>	<b>5,060</b>
<b>C0381-FY2026 NON-CONGREGATE SHELTER FACILITY</b>						
BONDS	0	3,310	3,310	0	3,310	3,310
OTHER SOURCES	4,570	2,000	6,570	0	2,000	6,570
PAY AS YOU GO	500	0	500	0	0	500
<b>Total Program Revenue</b>	<b>5,070</b>	<b>5,310</b>	<b>10,380</b>	<b>0</b>	<b>5,310</b>	<b>10,380</b>
<b>C0382-FY2026 ALPHA RIDGE SCALE HOUSE REPLACEMENT</b>						
BONDS	250	1,500	1,750	0	1,500	1,750
<b>Total Program Revenue</b>	<b>250</b>	<b>1,500</b>	<b>1,750</b>	<b>0</b>	<b>1,500</b>	<b>1,750</b>
<b>C0383-FY2026 AGRICULTURAL CENTER at WEST FRIENDSHIP PARK</b>						
BONDS	0	3,070	3,070	0	3,070	3,070
GRANTS	0	500	500	-250	250	250
PAY AS YOU GO	1,000	0	1,000	0	0	1,000
<b>Total Program Revenue</b>	<b>1,000</b>	<b>3,570</b>	<b>4,570</b>	<b>-250</b>	<b>3,320</b>	<b>4,320</b>
<b>C0384-FY2027 COMMUNITY SOLAR BENEFITING LMI HOUSEHOLDS</b>						
GRANTS	0	1,427	1,427	0	1,427	1,427

## 2027 Capital Ordinance

GENERAL COUNTY PROJECTS	Prior Appr.	FY2027 Budget	Total Appr.	Amend.	FY2027 Budget Revised	Total Revised Appr.
<b>C0384-FY2027 COMMUNITY SOLAR BENEFITING LMI HOUSEHOLDS</b>						
Other GO	0	6,273	6,273	0	6,273	6,273
OTHER SOURCES	0	5,300	5,300	0	5,300	5,300
PAY AS YOU GO	0	1,000	1,000	0	1,000	1,000
<b>Total Program Revenue</b>	<b>0</b>	<b>14,000</b>	<b>14,000</b>	<b>0</b>	<b>14,000</b>	<b>14,000</b>
<b>C0385-FY2027 SUPPORT SERVICES AGREEMENT FUND</b>						
OTHER SOURCES	0	5,500	5,500	0	5,500	5,500
<b>Total Program Revenue</b>	<b>0</b>	<b>5,500</b>	<b>5,500</b>	<b>0</b>	<b>5,500</b>	<b>5,500</b>
<b>Total GENERAL COUNTY PROJECTS Revenue</b>	<b>1,042,731</b>	<b>144,749</b>	<b>1,187,480</b>	<b>2,700</b>	<b>147,449</b>	<b>1,190,180</b>

## 2027 Capital Ordinance

### GENERAL COUNTY PROJECTS SUMMARY

Revenue Type	Prior Appropri.	FY2027 Budget	Total Appropri.	Amend.	FY2027 Budget Revised	Total Revised Appropri.
BONDS	280,098	65,327	345,425	0	65,327	345,425
DEVELOPER CONTRIBUTION	7,861	0	7,861	0	0	7,861
GRANTS	216,716	12,489	229,205	2,700	15,189	231,905
LEASE	10,400	0	10,400	0	0	10,400
METRO DISTRICT BOND	910	0	910	0	0	910
Other GO	64,485	6,273	70,758	0	6,273	70,758
OTHER SOURCES	56,605	11,620	68,225	0	11,620	68,225
PAY AS YOU GO	171,926	16,040	187,966	0	16,040	187,966
STORMWATER UTILITY FUNDING	1,500	0	1,500	0	0	1,500
TIF BONDS	90,000	0	90,000	0	0	90,000
UTILITY CASH	5,530	0	5,530	0	0	5,530
WATER QUALITY STATE OR FED LOAN	136,700	33,000	169,700	0	33,000	169,700
<b>Total</b>	<b>1,042,731</b>	<b>144,749</b>	<b>1,187,480</b>	<b>2,700</b>	<b>147,449</b>	<b>1,190,180</b>

## 2027 Capital Ordinance

RECREATION AND PARKS	Prior Appr.	FY2027 Budget	Total Appr.	Amend.	FY2027 Budget Revised	Total Revised Appr.
<b>N3977-FY2019 KIWANIS PARK EXTENSION</b>						
OTHER SOURCES	235	0	235	0	0	235
TRANSFER TAX	155	125	280	0	125	280
<b>Total Program Revenue</b>	<b>595</b>	<b>125</b>	<b>720</b>	<b>0</b>	<b>125</b>	<b>720</b>
<b>N3978-FY2018 PARKLAND ACQUISITION PROGRAM</b>						
GRANTS	14,322	550	14,872	343	893	15,215
OTHER SOURCES	1,031	0	1,031	0	0	1,031
PAY AS YOU GO	100	0	100	0	0	100
TRANSFER TAX	6,450	100	6,550	0	100	6,550
<b>Total Program Revenue</b>	<b>21,903</b>	<b>650</b>	<b>22,553</b>	<b>343</b>	<b>993</b>	<b>22,896</b>
<b>N3979-FY2023 SHIPLEY PARK</b>						
TRANSFER TAX	67	0	67	0	0	67
<b>Total Program Revenue</b>	<b>67</b>	<b>0</b>	<b>67</b>	<b>0</b>	<b>0</b>	<b>67</b>
<b>N3981-FY2025 ILCHESTER PARK and RECREATION CENTER</b>						
BONDS	1,140	0	1,140	0	0	1,140
GRANTS	700	0	700	0	0	700
PAY AS YOU GO	2,360	0	2,360	0	0	2,360
TRANSFER TAX	0	1,000	1,000	0	1,000	1,000
<b>Total Program Revenue</b>	<b>4,200</b>	<b>1,000</b>	<b>5,200</b>	<b>0</b>	<b>1,000</b>	<b>5,200</b>
<b>N3982-FY2025 PARK SYSTEMIC IMPROVEMENTS</b>						
GRANTS	1,546	2,400	3,946	-23	2,377	3,923
Other GO	3,540	0	3,540	0	0	3,540
PAY AS YOU GO	2,500	500	3,000	0	500	3,000
TRANSFER TAX	2,430	4,825	7,255	0	4,825	7,255
<b>Total Program Revenue</b>	<b>10,016</b>	<b>7,725</b>	<b>17,741</b>	<b>-23</b>	<b>7,702</b>	<b>17,718</b>
<b>N3983-FY2025 PARKS RESURFACING PROGRAM</b>						
GRANTS	665	500	1,165	0	500	1,165
OTHER SOURCES	12	0	12	0	0	12
PAY AS YOU GO	1,570	0	1,570	0	0	1,570
TRANSFER TAX	725	1,340	2,065	0	1,340	2,065
<b>Total Program Revenue</b>	<b>2,972</b>	<b>1,840</b>	<b>4,812</b>	<b>0</b>	<b>1,840</b>	<b>4,812</b>
<b>N3984-FY2025 HISTORIC STRUCTURES REHABILITATION</b>						
GRANTS	300	-100	200	0	-100	200
PAY AS YOU GO	500	0	500	0	0	500

## 2027 Capital Ordinance

RECREATION AND PARKS	Prior Appr.	FY2027 Budget	Total Appr.	Amend.	FY2027 Budget Revised	Total Revised Appr.
<b>N3984-FY2025 HISTORIC STRUCTURES REHABILITATION</b>						
TRANSFER TAX	1,160	2,190	3,350	0	2,190	3,350
<b>Total Program Revenue</b>	<b>1,960</b>	<b>2,090</b>	<b>4,050</b>	<b>0</b>	<b>2,090</b>	<b>4,050</b>
<b>N3985-FY2025 PUBLIC GARDENS</b>						
GRANTS	1,000	0	1,000	0	0	1,000
PAY AS YOU GO	1,000	3,060	4,060	0	3,060	4,060
<b>Total Program Revenue</b>	<b>2,000</b>	<b>3,060</b>	<b>5,060</b>	<b>0</b>	<b>3,060</b>	<b>5,060</b>
<b>Total RECREATION AND PARKS Revenue</b>	<b>234,942</b>	<b>16,430</b>	<b>251,372</b>	<b>320</b>	<b>16,750</b>	<b>251,692</b>

# 2027 Capital Ordinance

## RECREATION AND PARKS SUMMARY

<b>Revenue Type</b>	<b>Prior Appropri.</b>	<b>FY2027 Budget</b>	<b>Total Appropri.</b>	<b>Amend.</b>	<b>FY2027 Budget Revised</b>	<b>Total Revised Appropri.</b>
BONDS	85,492	0	85,492	0	0	85,492
DEVELOPER CONTRIBUTION	980	0	980	0	0	980
GRANTS	65,284	3,550	68,834	320	3,870	69,154
Other GO	8,870	0	8,870	0	0	8,870
OTHER SOURCES	6,667	0	6,667	0	0	6,667
PAY AS YOU GO	10,007	3,560	13,567	0	3,560	13,567
TRANSFER TAX	57,642	9,320	66,962	0	9,320	66,962
<b>Total</b>	<b>234,942</b>	<b>16,430</b>	<b>251,372</b>	<b>320</b>	<b>16,750</b>	<b>251,692</b>

## Project: C0319-FY2010 TAX INCREMENT FINANCING PROJECTS

### Description

A project for funding of tax increment financing projects and other public infrastructure improvements serving Downtown Columbia.

### Justification

TIF Bonds of up to \$90 million have been authorized to enable construction of public improvements in Downtown Columbia. The project also includes other transportation improvements serving Downtown Columbia.

### Remarks

1. Downtown Columbia TIF Bonds project as planned per CB56-2016.
2. State grants are for Jug Handle connector (\$21 million prior appropriation and ~~\$3~~ \$4 million in FY27). Historically, the State distributed such grants directly to the developer by the terms of the agreement

### Project Schedule

Budget currently represents estimates of \$90,000,000 for Downtown Columbia TIF. FY26-FY27 - Funding added for final design and construction of the North-South Connector/Jug Handle and other traffic improvements.

### Operating Budget Impact

No Operating Impact

### Debt Service Estimate

	Amount
FY 2027 Bonds - Annual Debt Service Payment	0
FY 2027 Bonds - 20 Year Debt Service Payment	0
Total Project Bonds - Annual Debt Service Payment	6,872
Total Project Bonds - 20 Year Total Debt Service Payment	137,439



# Fiscal 2027 Capital Budget

# GENERAL COUNTY PROJECTS

## Project: C0319-FY2010 TAX INCREMENT FINANCING PROJECTS

Appropriation Object Class	Prior Appr.	FY2027 Budget	Appr. Total	Fiscal 2028	Fiscal 2029	Fiscal 2030	Fiscal 2031	Fiscal 2032	Sub Total	Fiscal 2033	Fiscal 2034	Fiscal 2035	Fiscal 2036	Total Project
Construction	111,696	<del>4,000</del> 3,000	<del>115,696</del> 114,696	0	0	0	0	0	0	0	0	0	0	<del>115,696</del> 114,696
<b>Total Expenditures</b>	<b>111,696</b>	<b><del>4,000</del> 3,000</b>	<b><del>115,696</del> 114,696</b>	<b>0</b>	<b>0</b>	<b>0</b>	<b>0</b>	<b>0</b>	<b>0</b>	<b>0</b>	<b>0</b>	<b>0</b>	<b>0</b>	<b><del>115,696</del> 114,696</b>
Developer Contribution	696	0	696	0	0	0	0	0	0	0	0	0	0	696
Grants	21,000	<del>4,000</del> 3,000	<del>25,000</del> 24,000	0	0	0	0	0	0	0	0	0	0	24,000
Tif Bonds	90,000	0	90,000	0	0	0	0	0	0	0	0	0	0	90,000
<b>Total Funding</b>	<b>111,696</b>	<b><del>4,000</del> 3,000</b>	<b><del>115,696</del> 114,696</b>	<b>0</b>	<b>0</b>	<b>0</b>	<b>0</b>	<b>0</b>	<b>0</b>	<b>0</b>	<b>0</b>	<b>0</b>	<b>0</b>	<b><del>115,696</del> 114,696</b>

	Prior	FY2027	Total	FY2028	FY2029	FY2030	FY2031	FY2032	Total	FY2033	FY2034	FY2035	FY2036	Total
FY 2026 Budget	111,696	0	<b>111,696</b>	0	0	0	0	0	<b>0</b>	0	0	0	0	<b>111,696</b>
Difference 2026 / 2027	0	3,000	<b>3,000</b>	0	0	0	0	0	<b>0</b>	0	0	0	0	<b>3,000</b>

FY27 - State grant funds for Jug Handle connector

**\$49,638,401 spent and encumbered through February 2026**

**\$49,638,401 spent and encumbered through February 2025**

**Project Status** \$48,225,000 in special obligation bonds were issued for the Downtown Columbia TIF in October 2017.

## Project: C0329-FY2012 ENERGY MANAGEMENT/IMPROVEMENTS

### Description

Project to develop a 5-10 year business plan for energy performance optimization. Project allows County to inventory and assess its facilities for feasibility of energy improvements, fund energy improvements, and provide cost-share for related grants and incentives.

### Justification

This project supports the County's commitment to energy savings, environmental performance, and reducing greenhouse gas emissions. It will provide data analysis needed to identify and prioritize energy savings and renewable energy projects. It will allow the County to effectively pursue and meet cost-share requirements for external funding sources such as grants, rebates, and demand response payments. It will also support scheduled infrastructure replacement to minimize future energy costs.

### Remarks

1. Funding will provide direction for decision making on energy use for County operations.
2. Projects will be identified, prioritized, and tracked through establishment and maintenance of a Utility Bill Management system.
3. Save energy, meet emissions requirements, reduce consumption of non-renewable energy, greenhouse gas emissions, peak energy load by installing low-cost energy efficiency improvements in County facilities.
4. Additional funds are requested to identify the most feasible and cost-effective options for installing solar panels at County facilities, to design solar energy systems to secure grant funds, and to design and construct additional project scope.
5. Other funding refers to energy rebates and IRS Elective Pay.
6. Grant funding refers to State MEA Grants **and Federal HUD Grant**.
7. OCS to spend 10% of total project costs 2026 to qualify for federal ITC through safe harbor provisions. Unobligated MEA grant and match funds for Solar projects will be shifted as TAO into Project C0384.

### Project Schedule

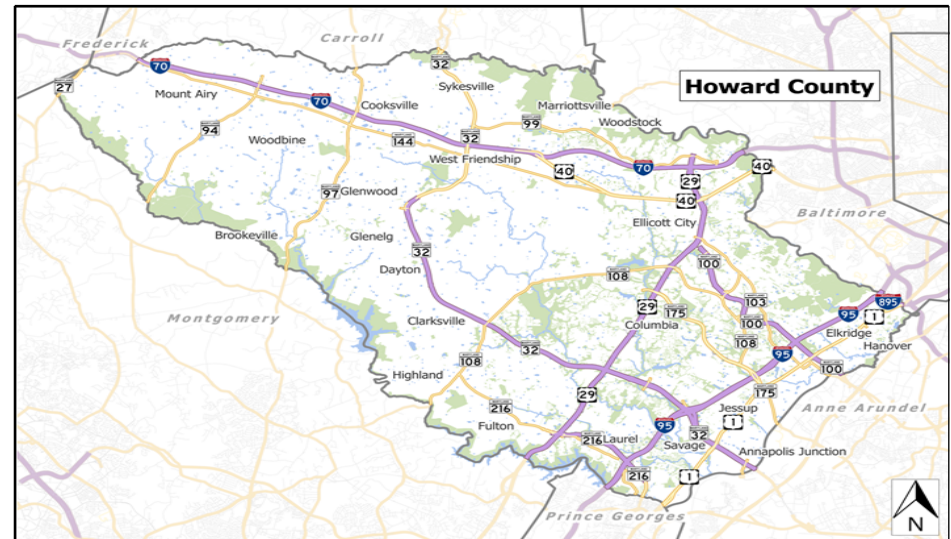
FY27 - Construct solar canopies. Replace aged heating and cooling equipment. Convert fossil fuel heating systems to electric. Update Building Automated Systems (BAS) to improve temperature and humidity. Add EV charging stations for County Fleet and for public use at County facilities. Elevate existing building envelope for increased insulation. Design for Microgrid, George Howard Complex and Roger Carter Community Center. Install solar and battery backup at N. Laurel and G. Arthur Community Centers.  
 FY28 - Construct microgrid project if funding is sufficient.

### Operating Budget Impact

Various projects which will be cost neutral or reduce energy costs.

### Debt Service Estimate

	Amount
FY 2027 Bonds - Annual Debt Service Payment	360
FY 2027 Bonds - 20 Year Debt Service Payment	7,205
Total Project Bonds - Annual Debt Service Payment	1,537
Total Project Bonds - 20 Year Total Debt Service Payment	30,736



### Explanation of Changes

Pursuing additional energy conservation projects including 4 State grant applications and Federal HUD grant.

# Fiscal 2027 Capital Budget

# GENERAL COUNTY PROJECTS

## Project: C0329-FY2012 ENERGY MANAGEMENT/IMPROVEMENTS

Appropriation Object Class	Prior Appr.	FY2027 Budget	Appr. Total	Fiscal 2028	Fiscal 2029	Fiscal 2030	Fiscal 2031	Fiscal 2032	Sub Total	Fiscal 2033	Fiscal 2034	Fiscal 2035	Fiscal 2036	Total Project
Plans & Engineering	1,375	0	1,375	0	0	0	0	0	0	0	0	0	0	1,375
Construction	23,061	9,155	32,216	4,032	1,000	1,000	1,000	1,000	8,032	0	0	0	0	38,998
<b>Total Expenditures</b>	<b>24,436</b>	<b>7,905</b>	<b>32,341</b>	<b>4,032</b>	<b>1,000</b>	<b>1,000</b>	<b>1,000</b>	<b>1,000</b>	<b>8,032</b>	<b>0</b>	<b>0</b>	<b>0</b>	<b>0</b>	<b>40,373</b>
Bonds	7,602	4,718	12,320	3,807	1,000	1,000	1,000	1,000	7,807	0	0	0	0	20,127
Grants	13,979	2,212	16,191	0	0	0	0	0	0	0	0	0	0	14,941
Other Sources	2,205	2,225	4,430	225	0	0	0	0	225	0	0	0	0	4,655
Pay As You Go	650	0	650	0	0	0	0	0	0	0	0	0	0	650
<b>Total Funding</b>	<b>24,436</b>	<b>7,905</b>	<b>32,341</b>	<b>4,032</b>	<b>1,000</b>	<b>1,000</b>	<b>1,000</b>	<b>1,000</b>	<b>8,032</b>	<b>0</b>	<b>0</b>	<b>0</b>	<b>0</b>	<b>40,373</b>
		9,155	33,591											41,623

	Prior	FY2027	Total	FY2028	FY2029	FY2030	FY2031	FY2032	Total	FY2033	FY2034	FY2035	FY2036	Total
FY 2026 Budget	24,436	10,000	34,436	1,000	1,000	1,000	0	0	3,000	0	0	0		37,436
Difference 2026 / 2027	0	(2,095)	(2,095)	3,032	0	0	1,000	1,000	5,032	0	0	0	0	2,937

Pursuing additional energy conservation projects including 4 State grant applications and Federal HUD Grant. Additional need in grant funds is net of these 4 State grants applications and balance of grant appropriation for FEMA project that did not materialize since FEMA program shut down. Increase in Bond funds are grants' matching requirement.

**\$7,275,033 spent and encumbered through February 2026**

**\$5,591,627 spent and encumbered through February 2025**

### Project Status

FY19 - Establish a Utility Bill Management system. Extend Building Automation System (BAS) to additional facilities.

FY20 - Study feasibility of solar panels at County facilities. Competitive bid for Phase 1 solar panels. Apply for MEA Grants to improve building energy efficiency and add solar panels at existing facilities.

FY21 - Solar PPA selected sites being determined; retro-commissioning at numerous sites completed.

FY22 - Continued retro-commissioning. EV charging stations for fleet vehicles.

FY23 & FY24 - Continued retro-commissioning, energy lighting enhancements and EV charging stations for fleet vehicles.

FY25 - Updated existing HVAC equipment with energy efficient equipment. Design for solar canopy projects.

FY26 - Begin planning for 5 Community Solar projects-one ballasted ground mount at Carrs Mill Landfill and four solar canopies over County-owned parking lots.

## Project: C0337-FY2014 ELLICOTT CITY IMPROVEMENTS and ENHANCEMENTS

### Description

This is a project to provide a variety of repairs and improvements to public infrastructure and address other community improvements and to make improvements to the downtown and historic district of the Howard County Seat. This project may include land acquisition for water quality and drainage needs and other public improvements.

### Justification

Community has requested improvements to the downtown Ellicott City area for flood mitigation. The work effort will be done to implement the Safe and Sound Plan.

### Remarks

1. TAO #3 - 2014 current pending legislation will add \$100,000 grant funding for Ellicott City Streetscape program.
2. Construction of some projects may be dependent on the donation of the necessary easements and-or property owner cost share participation.
3. OTHER SOURCES revenue represents homeowner contribution
4. WATER QUALITY LOANS represents Water Infrastructure Finance and Innovation Act of 2014 (WIFIA) loan (\$75M), which has a 30-year term, favorable rate and debt payment start date of 5 years after loan closing, State revolving loan (\$23M and \$10M in FY27), ~~Comprehensive Flood Management Grant (\$4M in FY27), State DHCD Grant (\$0.2M in FY27)~~ and four Maryland Resiliency Loans (\$5M each).
5. GRANT represents ~~anticipated~~ FEMA, Federal and State funding for Ellicott City, including Comprehensive Flood Management Grant (\$4M in FY27), State DHCD Grant (\$0.2M in FY27) and Legislative Bond Initiative (\$2M in FY27).
6. Project implementation of the various improvements included in the Safe and Sound Plan may be adjusted depending on contract negotiations, land acquisition success and regulations|permit approvals.

### Project Schedule

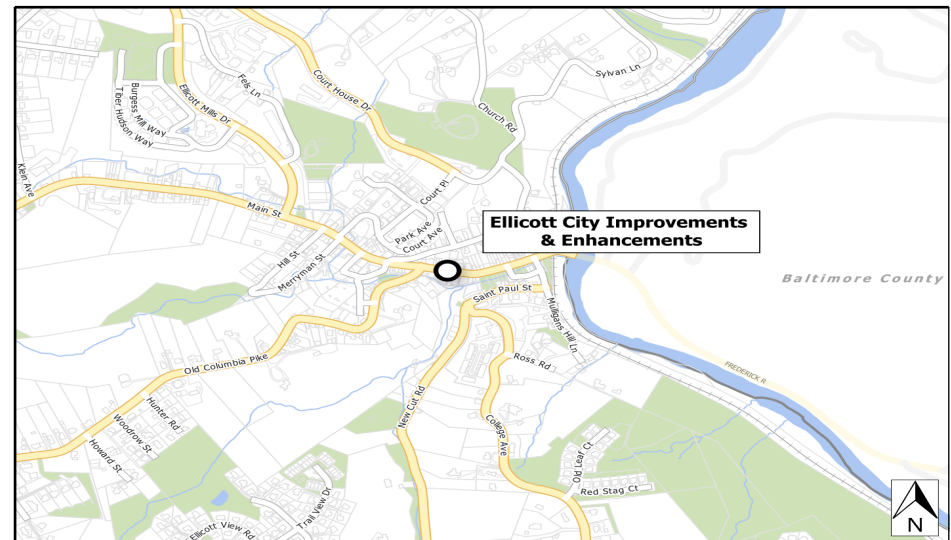
FY27 - Finish Maryland Avenue Culvert design. Continue T-1 pond design. Continue North Tunnel construction. Continue design for Pond NC-3

### Operating Budget Impact

No Operating Impact

### Debt Service Estimate

	Amount
FY 2027 Bonds - Annual Debt Service Payment	1,570
FY 2027 Bonds - 20 Year Debt Service Payment	47,104
Total Project Bonds - Annual Debt Service Payment	13,161
Total Project Bonds - 20 Year Total Debt Service Payment	358,570



### Explanation of Changes

Scope definition and timeline of project account for cost increase.

# Fiscal 2027 Capital Budget

# GENERAL COUNTY PROJECTS

## Project: C0337-FY2014 ELLICOTT CITY IMPROVEMENTS and ENHANCEMENTS

Appropriation Object Class	Prior Appr.	FY2027 Budget	Appr. Total	Fiscal 2028	Fiscal 2029	Fiscal 2030	Fiscal 2031	Fiscal 2032	Sub Total	Fiscal 2033	Fiscal 2034	Fiscal 2035	Fiscal 2036	Total Project
Plans & Engineering	18,600	0	18,600	5,000	0	0	0	0	5,000	0	0	0	0	23,600
Land Acquisition	30,700	0	30,700	0	0	0	0	0	0	0	0	0	0	30,700
Construction	270,861	37,200	308,061	33,000	11,900	0	0	0	44,900	0	0	0	0	352,961
Administration	400	0	400	0	0	0	0	0	0	0	0	0	0	400
<b>Total Expenditures</b>	<b>320,561</b>	<b>37,200</b>	<b>357,761</b>	<b>38,000</b>	<b>11,900</b>	<b>0</b>	<b>0</b>	<b>0</b>	<b>49,900</b>	<b>0</b>	<b>0</b>	<b>0</b>	<b>0</b>	<b>407,661</b>
Bonds	47,475	0	47,475	0	0	0	0	0	0	0	0	0	0	47,475
Developer Contribution	165	0	165	0	0	0	0	0	0	0	0	0	0	165
Grants	78,071	4,200	82,271	20,000	6,000	0	0	0	26,000	0	0	0	0	108,271
Other Sources	5	0	5	0	0	0	0	0	0	0	0	0	0	5
Pay As You Go	56,645	0	56,645	0	0	0	0	0	0	0	0	0	0	56,645
Water Quality State Or Fed Loan	136,700	33,000	169,700	18,000	5,900	0	0	0	23,900	0	0	0	0	193,600
Stormwater Utility Funding	1,500	0	1,500	0	0	0	0	0	0	0	0	0	0	1,500
<b>Total Funding</b>	<b>320,561</b>	<b>37,200</b>	<b>357,761</b>	<b>38,000</b>	<b>11,900</b>	<b>0</b>	<b>0</b>	<b>0</b>	<b>49,900</b>	<b>0</b>	<b>0</b>	<b>0</b>	<b>0</b>	<b>407,661</b>

	Prior	FY2027	Total	FY2028	FY2029	FY2030	FY2031	FY2032	Total	FY2033	FY2034	FY2035	FY2036	Total
FY 2026 Budget	320,561	10,000	330,561	10,000	10,000	10,000	0	0	30,000	0	0	0	0	360,561
Difference 2026 / 2027	0	27,200	27,200	28,000	1,900	(10,000)	0	0	19,900	0	0	0	0	47,100

Increase due to additional State recommended loan and grants for FY27.

**\$239,095,460 spent and encumbered through February 2026**

**\$232,056,449 spent and encumbered through February 2025**

**Project Status** TAO#1-2019 Transfer in \$15,981,000; CB#5-2024 Transfer in \$23,500,000

Design–Parking Lot F improvements, Ellicott Mills Dr WQ bumpout, Main St crosswalks, Maryland Ave culverts, North Tunnel(final engineering), start T-1 pond.

Construction complete–Parking Lot E improvements(partial funding), wall repairs Court Ave, Tonge Row, Lot E northeast corner, Precious Gifts, Main St at 84”culvert, Main St repaving, Courthouse Drive slope repair, Fels La drainage improvements, Ellicott Mills Drive roadway replacement, Rogers Ave storm drain improvements, St. Luke Church slope, relocation of log cabin, misc sidewalk repairs, stabilization of Caplans, H-7 pond, Quaker Mill pond and H-4 Pond.

Other–Stream wall inspections acquisition and demolition process of those in the most vulnerable areas, St Luke Church slope repair. Lower Main Street building removal.

## Project: C0365-FY2022 SYSTEMIC FACILITY IMPROVEMENTS

### Description

Project to maintain all county facilities managed by the Department of General Services.

### Justification

Building systems that exceeded their useful life, are inefficient or have deteriorated beyond maintenance standards. Upgrades, replacement or renovations necessary to support the evolving needs of the county.

### Remarks

1. Upgrade and improve building infrastructure to meet current and new facility standards and requirements such as AV, IT, security and emergency generators.
2. New and existing office reconfigurations to meet staffing needs.
3. Improvements to increase accessibility in Recreation and Parks facilities, such as Family restrooms and adult changing stations.
4. GRANTS represent State funding from Legislative Bond Initiative, **including \$100k capital expenditures for upgrades to incubator space and shared common areas in EDA Gateway building**, and State DHCD.
5. OTHER represents fees collected from usage of vacant space at Old Courthouse and FEMA reimbursement for generator.

### Project Schedule

FY27 - Animal Control HVAC upgrades; elevator upgrades at various County facilities; Miller Branch Library carpet replacement; Board of Elections renovation; New chiller| HVAC replacement at Carrol Ligon Data Center; and additional renovation and repair work at 9755 and other County buildings as part of ongoing deferred maintenance improvements.

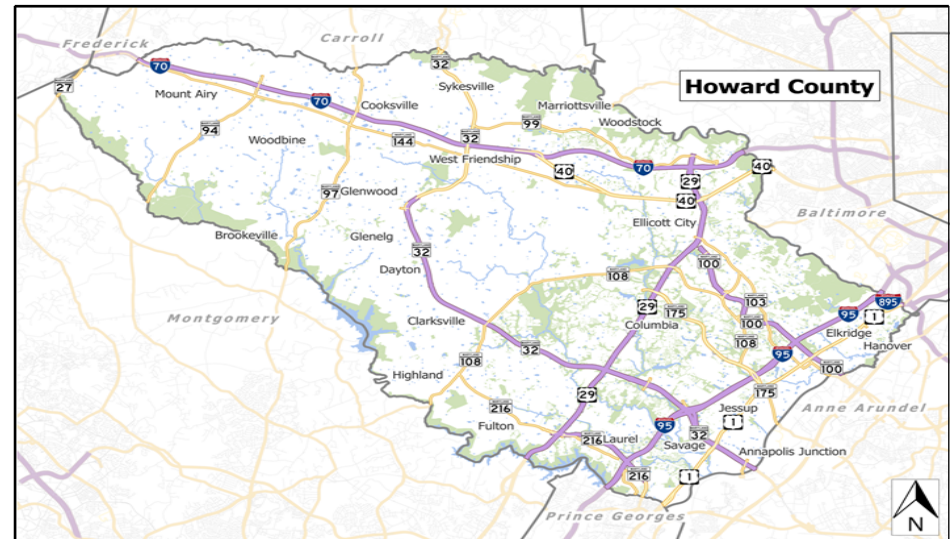
FY28-FY29 - Continuation of deferred maintenance initiatives, including miscellaneous departmental renovation and building system upgrades across multiple County facilities.

### Operating Budget Impact

Operating budget to increase by approximately \$800,000 in FY26.

### Debt Service Estimate

	Amount
FY 2027 Bonds - Annual Debt Service Payment	741
FY 2027 Bonds - 20 Year Debt Service Payment	14,828
Total Project Bonds - Annual Debt Service Payment	5,518
Total Project Bonds - 20 Year Total Debt Service Payment	110,369



### Explanation of Changes

Project schedule adjusted due to fiscal constraints. Grant represents State funding.

# Fiscal 2027 Capital Budget

# GENERAL COUNTY PROJECTS

## Project: C0365-**FY2022** SYSTEMIC FACILITY IMPROVEMENTS

Appropriation Object Class	Prior Appr.	FY2027 Budget	Appr. Total	Fiscal 2028	Fiscal 2029	Fiscal 2030	Fiscal 2031	Fiscal 2032	Sub Total	Fiscal 2033	Fiscal 2034	Fiscal 2035	Fiscal 2036	Total Project
Plans & Engineering	2,818	100	2,918	100	100	470	100	0	770	0	0	0	0	3,688
Construction	33,181	9,800 10,450	42,981 43,631	7,590	6,775	6,130	6,000	0	26,495	0	0	0	0	69,476 70,126
Administration	544	110	654	120	120	125	100	0	465	0	0	0	0	1,119
<b>Total Expenditures</b>	<b>36,543</b>	<b>10,660</b>	<b>47,203</b>	<b>7,810</b>	<b>6,995</b>	<b>6,725</b>	<b>6,200</b>	<b>0</b>	<b>27,730</b>	<b>0</b>	<b>0</b>	<b>0</b>	<b>0</b>	<b>74,933</b>
Bonds	34,834	9,710	44,544	7,810	6,995	6,725	6,200	0	27,730	0	0	0	0	72,274
Grants	1,375	300 950	1,675 2,325	0	0	0	0	0	0	0	0	0	0	1,675 2,325
Other Sources	84	0	84	0	0	0	0	0	0	0	0	0	0	84
Pay As You Go	250	0	250	0	0	0	0	0	0	0	0	0	0	250
<b>Total Funding</b>	<b>36,543</b>	<b>10,660</b>	<b>47,203</b>	<b>7,810</b>	<b>6,995</b>	<b>6,725</b>	<b>6,200</b>	<b>0</b>	<b>27,730</b>	<b>0</b>	<b>0</b>	<b>0</b>	<b>0</b>	<b>74,283</b> <b>74,933</b>

	Prior	FY2027	Total	FY2028	FY2029	FY2030	FY2031	FY2032	Total	FY2033	FY2034	FY2035	FY2036	Total
FY 2026 Budget	36,543	10,940	47,483	9,710	6,995	6,725	6,200	0	29,630	0	0	0	0	77,113
Difference 2026 / 2027	0	(280)	(280)	(1,900)	0	0	0	0	(1,900)	0	0	0	0	(2,180)

Project schedule and budget request was adjusted due to fiscal constraints. Grant increase represents State bond initiative.

**\$22,461,995 spent and encumbered through February 2026**

**\$16,210,313 spent and encumbered through February 2025**

### Project Status

FY22 - Various relocations|renovations to Carroll-Ligon building, including expansion of Office of Law, OEM, and 911 Center. Relocation of portion of Finance and Budget to Carroll-Ligon building. Creation of office space for States Attorney new body-worn camera program. Relocation of Park Rangers to Ascend One building. Implementation of family restrooms with adult changing stations at Rec & Parks facilities; planning for AAPI Cultural Center.

FY23 - Ascend One Park Ranger; MCE; Lobby Renovation; Generator upgrades; Centennial Park Restroom Renovation with Misc. OJM deferred Maintenance work.

FY24 - HR Renovation at Ascend One; Safety and Security projects at New Court House; Old Court House Cupola Repair; B&O Museum Repair and ADA Access with Roger Carter Center Parking Lot Repair; and Misc. OJM deferred Maintenance Work.

FY25 - Miscellaneous generator upgrades; Glenwood Library entrance upgrades; elevator upgrades; Banneker Room design; Health Department Renovation; office reorganization related renovations; adult changing stations upgrades; deferred maintenance work.

FY26 - Animal Control HVAC upgrades; Ascend One Building lighting and HVAC improvements; generator and elevator upgrades; Glenwood Fire Station fire alarm system replacement; County Council office renovations; Non-gender restroom upgrades; and preparation of a comprehensive master plan for Howard County office facilities, including deferred maintenance priorities.

# Fiscal 2027 Capital Budget

# GENERAL COUNTY PROJECTS

## Project: C0375-FY2025 ELKRIDGE COMMUNITY CENTER

Appropriation Object Class	Prior Appr.	FY2027 Budget	Appr. Total	Fiscal 2028	Fiscal 2029	Fiscal 2030	Fiscal 2031	Fiscal 2032	Sub Total	Fiscal 2033	Fiscal 2034	Fiscal 2035	Fiscal 2036	Total Project
Plans & Engineering	3,500	0	3,500	0	0	0	0	0	0	0	0	0	0	3,500
Land Acquisition	10,000	<del>33,710</del>	<del>10,000</del>	0	0	0	0	0	0	0	0	0	0	<del>10,000</del>
Construction	23,180	<del>34,310</del>	<del>57,490</del>	0	9,000	0	0	0	9,000	0	0	0	0	<del>66,490</del>
Administration	0	100	100	100	0	0	0	0	100	0	0	0	0	200
Equipment & Furnishings	0	<del>33,810</del>	<del>70,490</del>	4,100	0	0	0	0	4,100	0	0	0	0	<del>4,100</del>
<b>Total Expenditures</b>	<b>36,680</b>	<b><del>34,410</del></b>	<b><del>71,090</del></b>	<b>4,200</b>	<b>9,000</b>	<b>0</b>	<b>0</b>	<b>0</b>	<b>13,200</b>	<b>0</b>	<b>0</b>	<b>0</b>	<b>0</b>	<b><del>84,290</del></b>
Bonds	0	25,710	25,710	0	0	0	0	0	0	0	0	0	0	25,710
Grants	0	<del>100</del>	<del>700</del>	0	0	0	0	0	0	0	0	0	0	<del>700</del>
Pay As You Go	36,680	<del>8,000</del>	<del>44,680</del>	4,200	9,000	0	0	0	13,200	0	0	0	0	<del>57,880</del>
<b>Total Funding</b>	<b>36,680</b>	<b><del>34,410</del></b>	<b><del>71,090</del></b>	<b>4,200</b>	<b>9,000</b>	<b>0</b>	<b>0</b>	<b>0</b>	<b>13,200</b>	<b>0</b>	<b>0</b>	<b>0</b>	<b>0</b>	<b><del>84,290</del></b>

	Prior	FY2027	Total	FY2028	FY2029	FY2030	FY2031	FY2032	Total	FY2033	FY2034	FY2035	FY2036	Total
FY 2026 Budget	36,680	25,000	<b>61,680</b>	4,000	0	0	0	0	<b>4,000</b>	0	0	0		<b>65,680</b>
Difference 2026 / 2027	0	9,410	<b>9,410</b>	200	9,000	0	0	0	<b>9,200</b>	0	0	0	0	<b>18,610</b>

Project scope and budget was expanded. Pursuing State grant funding.

**\$14,006,471 spent and encumbered through February 2026**

**\$10,878,134 spent and encumbered through February 2025**

### Project Status

FY25 - Design and submit for permit.

FY26 - Complete design, Site Development Plan and Building Permit submission.

## Project: C0376-FY2025 MULTI-SPORT & INDOOR TRACK FACILITY

### Description

Project to design and construct a 120,000 sf indoor track facility that would serve the County and the adjoining counties.

### Justification

Currently, there is only one indoor track facility in the region located in Prince Georges County, which requires Howard County students to travel outside the County for all indoor track meets.

### Remarks

In FY27, project title changed from Troy Park Indoor Track Facility

### Project Schedule

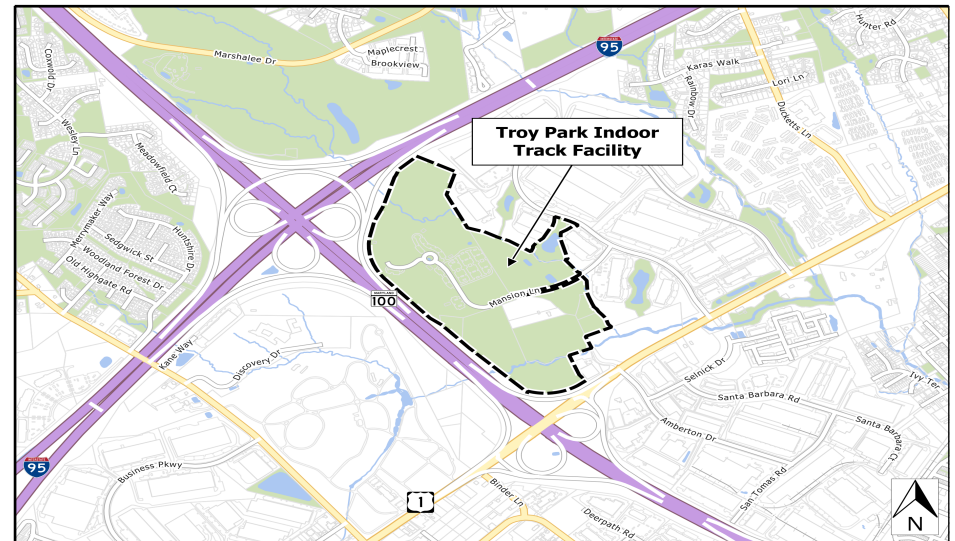
- FY27 - Schematic Design. Land Acquisition.
- FY28 - Complete Design.
- FY29 - Site Construction.
- FY30 - Building Construction.

### Operating Budget Impact

Approximately ~~\$1~~**\$2.3** million beginning ~~FY32~~**FY31** including DRP operating expenses

### Debt Service Estimate

	Amount
FY 2027 Bonds - Annual Debt Service Payment	0
FY 2027 Bonds - 20 Year Debt Service Payment	0
Total Project Bonds - Annual Debt Service Payment	6,337
Total Project Bonds - 20 Year Total Debt Service Payment	126,749



### Explanation of Changes

Project schedule has changed and project cost increased.

## Project: C0377-FY2025 PUBLIC ICE RINK FACILITY

### Description

Project to design and construct an indoor ice rink facility.

### Justification

There is community demand to increase access to ice rinks for recreational opportunities such as 'learn to skate' programs, youth and adult hockey, and figure skating. Howard County currently has one rink that is privately owned and operated. A positive economic impact is anticipated from this project. Local youth sports groups will be able to further expand with additional rinks within the County. Several sites are under evaluation to determine the most appropriate locations.

### Project Schedule

FY27 - Design.

FY28 - Site Construction.

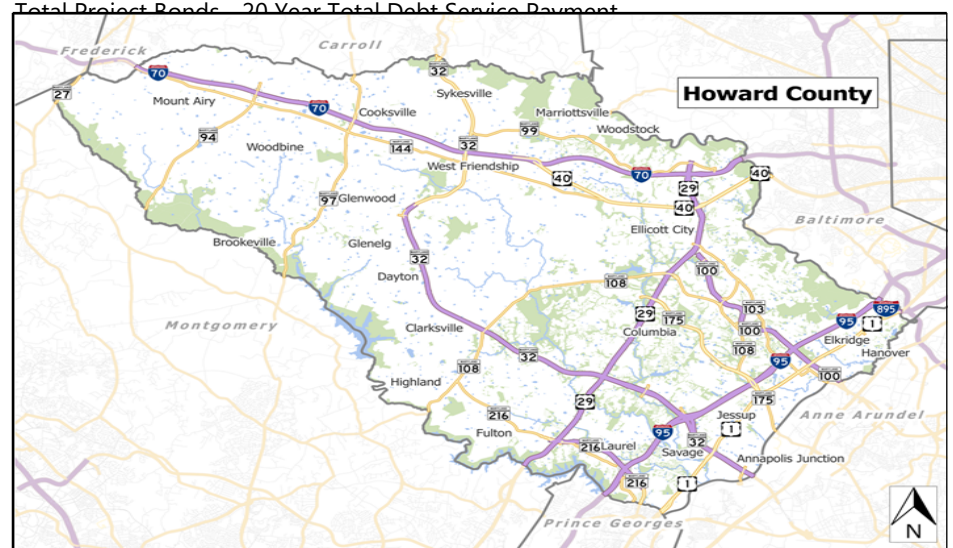
FY29 - Building Construction.

### Operating Budget Impact

Approximately ~~\$800K~~ **\$1.5 million** beginning in FY30 including DRP operating expenses.

### Debt Service Estimate

	Amount
FY 2027 Bonds - Annual Debt Service Payment	267
FY 2027 Bonds - 20 Year Debt Service Payment	5,345
Total Project Bonds - Annual Debt Service Payment	5,398
Total Project Bonds - 20 Year Total Debt Service Payment	107,966



### Explanation of Changes

The project schedule shifted and the project cost increased.

# Fiscal 2027 Capital Budget

# GENERAL COUNTY PROJECTS

## Project: C0379-FY2025 HIGH RIDGE BUILDING RENOVATIONS

Appropriation Object Class	Prior Appr.	FY2027 Budget	Appr. Total	Fiscal 2028	Fiscal 2029	Fiscal 2030	Fiscal 2031	Fiscal 2032	Sub Total	Fiscal 2033	Fiscal 2034	Fiscal 2035	Fiscal 2036	Total Project
Construction	3,450	650 700	4,100 4,150	0	0	0	0	0	0	0	0	0	0	4,100 4,150
Administration	0	50	4,150 50	0	0	0	0	0	0	0	0	0	0	50
<b>Total Expenditures</b>	<b>3,450</b>	<b>700 750</b>	<b>4,200</b>	<b>0</b>	<b>0</b>	<b>0</b>	<b>0</b>	<b>0</b>	<b>0</b>	<b>0</b>	<b>0</b>	<b>0</b>	<b>0</b>	<b>4,150 4,200</b>
Bonds	3,000	50	3,050	0	0	0	0	0	0	0	0	0	0	3,050
Grants	450	650 700	1,100 1,150	0	0	0	0	0	0	0	0	0	0	1,100 1,150
<b>Total Funding</b>	<b>3,450</b>	<b>700 750</b>	<b>4,200</b>	<b>0</b>	<b>0</b>	<b>0</b>	<b>0</b>	<b>0</b>	<b>0</b>	<b>0</b>	<b>0</b>	<b>0</b>	<b>0</b>	<b>4,150 4,200</b>

	Prior	FY2027	Total	FY2028	FY2029	FY2030	FY2031	FY2032	Total	FY2033	FY2034	FY2035	FY2036	Total
FY 2026 Budget	3,450	0	3,450	0	0	0	0	0	0	0	0	0	0	3,450
Difference 2026 / 2027	0	750	750	0	0	0	0	0	0	0	0	0	0	750

Project scope was adjusted to add ADA and restroom upgrades to the lower level.

**\$2,989,147 spent and encumbered through February 2026**

**\$123,947 spent and encumbered through February 2025**

### Project Status

FY26 - Completion of Phase 1 and Phase 2 renovations.

# Fiscal 2027 Capital Budget

# GENERAL COUNTY PROJECTS

## Project: C0383-FY2026 AGRICULTURAL CENTER at WEST FRIENDSHIP PARK

Appropriation Object Class	Prior Appr.	FY2027 Budget	Appr. Total	Fiscal 2028	Fiscal 2029	Fiscal 2030	Fiscal 2031	Fiscal 2032	Sub Total	Fiscal 2033	Fiscal 2034	Fiscal 2035	Fiscal 2036	Total Project
Plans & Engineering	1,000	500	1,500	0	0	0	0	0	0	0	0	0	0	1,500
Construction	0	<del>2,820</del> 3,070	<del>2,820</del> 3,070	7,000	0	0	0	0	7,000	0	0	0	0	<del>9,820</del> 10,070
<b>Total Expenditures</b>	<b>1,000</b>	<del>3,320</del> <b>3,570</b>	<del>4,320</del> <b>4,570</b>	<b>7,000</b>	<b>0</b>	<b>0</b>	<b>0</b>	<b>0</b>	<b>7,000</b>	<b>0</b>	<b>0</b>	<b>0</b>	<b>0</b>	<del>11,320</del> <b>11,570</b>
Bonds	0	3,070	3,070	2,000	0	0	0	0	2,000	0	0	0	0	5,070
Grants	0	<del>250</del> 500	<del>250</del> 500	0	0	0	0	0	0	0	0	0	0	<del>250</del> 500
Pay As You Go	1,000	0	1,000	5,000	0	0	0	0	5,000	0	0	0	0	6,000
<b>Total Funding</b>	<b>1,000</b>	<del>3,320</del> <b>3,570</b>	<del>4,320</del> <b>4,570</b>	<b>7,000</b>	<b>0</b>	<b>0</b>	<b>0</b>	<b>0</b>	<b>7,000</b>	<b>0</b>	<b>0</b>	<b>0</b>	<b>0</b>	<del>11,320</del> <b>11,570</b>

	Prior	FY2027	Total	FY2028	FY2029	FY2030	FY2031	FY2032	Total	FY2033	FY2034	FY2035	FY2036	Total
FY 2026 Budget	1,000	5,000	<b>6,000</b>	5,000	0	0	0	0	<b>5,000</b>	0	0	0		<b>11,000</b>
Difference 2026 / 2027	0	(1,430)	<b>(1,430)</b>	2,000	0	0	0	0	<b>2,000</b>	0	0	0	0	<b>570</b>

Grant funding applied for in FY27.

**\$749,942 spent and encumbered through February 2026**

**\$0 spent and encumbered through February 2025**

**Project Status**

FY26 Feasibility Study, Programming and Design Development.



## Project: E1059-FY2024 ROOFING

### Description

Roofing Projects addresses aging roofs on various Howard County Public School System schools. A well-planned roofing program is critical to all other facility systems. When roofing systems wear, the damage can impact other building systems increasing repair costs exponentially. Roof planning is more than shingles and asphalt. Modern roofing systems are complex investments built to exact specifications and code requirements.

The HCPSS inspects each facilities' roof twice a year and provides the reports to the State of Maryland. Planning and project execution must balance system warranties, state funding eligibility, and the risk of maintenance deferral.

### Justification

The roof system is the largest area of the building that endures the most severe weather conditions. The roof protects the structural integrity of the building, equipment and its systems. Because of building age and environmental conditions, scheduled roof replacements must be completed to protect the investments that have been made in our facilities.

Roofing Projects include the design and construction of repairs to existing roof systems, the removal of old roof systems, and installation of a new roof system to include insulation membrane and flashings, sheet metal, drainage systems, and other associated components.

### Remarks

1. When possible, roofing projects will be considered in conjunction with systemic renovations. FY 2027 projects include replacement of roofs at Fulton ES and Gorman Crossing ES.

**2. OTHER GO represents general obligation bonds supported by transfer tax revenue.**

### Project Schedule

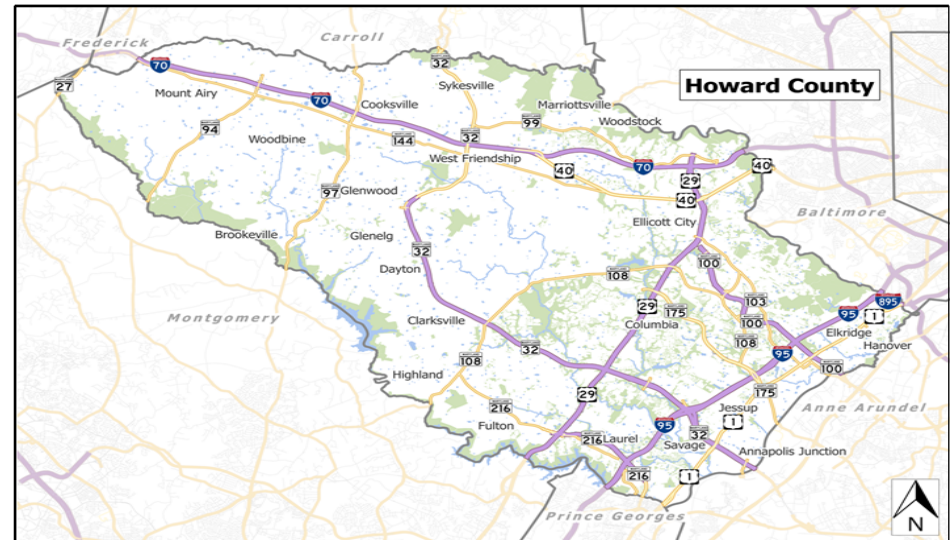
Ongoing.

### Operating Budget Impact

Upon completion of these projects, the maintenance of the facilities will be the responsibility of the HPCSS Facilities Services. Operating cost impact is unknown at this time.

### Debt Service Estimate

	Amount
FY 2027 Bonds - Annual Debt Service Payment	472
FY 2027 Bonds - 20 Year Debt Service Payment	9,434
Total Project Bonds - Annual Debt Service Payment	905
Total Project Bonds - 20 Year Total Debt Service Payment	18,101



# Fiscal 2027 Capital Budget

# ROAD RESURFACING PROJECTS

## Project: H2017 - COLD IN-PLACE RECYCLING PROGRAM

Appropriation Object Class	Prior Appr.	FY2027 Budget	Appr. Total	Fiscal 2028	Fiscal 2029	Fiscal 2030	Fiscal 2031	Fiscal 2032	Sub Total	Fiscal 2033	Fiscal 2034	Fiscal 2035	Fiscal 2036	Total Project
Construction	1,500	0	1,500	1,000	1,000	1,000	1,000	1,000	5,000	1,000	1,000	1,000	1,000	10,500
<b>Total Expenditures</b>	<b>1,500</b>	<b>0</b>	<b>1,500</b>	<b>1,000</b>	<b>1,000</b>	<b>1,000</b>	<b>1,000</b>	<b>1,000</b>	<b>5,000</b>	<b>1,000</b>	<b>1,000</b>	<b>1,000</b>	<b>1,000</b>	<b>10,500</b>
Pay As You Go	1,500	0	1,500	1,000	1,000	1,000	1,000	1,000	5,000	1,000	1,000	1,000	1,000	10,500
<b>Total Funding</b>	<b>1,500</b>	<b>0</b>	<b>1,500</b>	<b>1,000</b>	<b>1,000</b>	<b>1,000</b>	<b>1,000</b>	<b>1,000</b>	<b>5,000</b>	<b>1,000</b>	<b>1,000</b>	<b>1,000</b>	<b>1,000</b>	<b>10,500</b>

	Prior	FY2027	Total	FY2028	FY2029	FY2030	FY2031	FY2032	Total	FY2033	FY2034	FY2035	FY2036	Total
FY 2026 Budget	1,500	1,000	<b>2,500</b>	1,000	1,000	1,000	1,000	1,000	<b>5,000</b>	1,000	1,000	1,000		<b>10,500</b>
Difference 2026 / 2027	0	(1,000)	<b>(1,000)</b>	0	0	0	0	0	<b>0</b>	0	0	0	1,000	<b>0</b>

Funding reduced based on fiscal constraints.

**\$1,300,000**

**\$0 spent and encumbered through February 2026**

**\$1,300,000 spent and encumbered through February 2025**

**Project Status**

## Project: N3978-FY2018 PARKLAND ACQUISITION PROGRAM

### Description

This project establishes a fund for Countywide parkland acquisition and related expenses. This project allows the County to move quickly to acquire land which becomes available and satisfies one or more of the following objectives: addresses State and County Greenway objectives, protects sensitive natural resources threatened by development, acquire additional land adjacent to existing parks, and or satisfies park and open space needs as identified in the Departments 2017 and 2022 Land Preservation, Parks and Recreation Plan (LPPRP).

### Justification

This project is identified in the 2005, 2012, 2017 and 2022 Land Preservation, Park and Recreation Plans and is endorsed by the Recreation and Parks Advisory Board.

### Remarks

1. FY26- Requested \$100,000 T-Tax for property incidentals. Requested \$555,000 in Grants, \$455,000 for Acquisition and \$100,000 for 2027 LPPRP funding.
2. FY27- Request \$100,000 T-Tax for property incidentals. Request ~~\$550,000~~ in POS Grants for property acquisition.

**\$893,000**

### Project Schedule

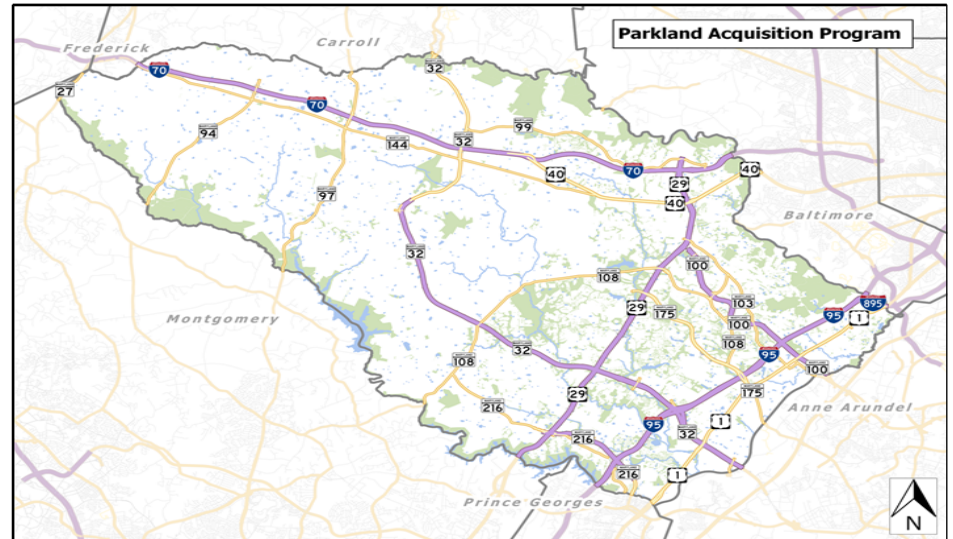
FY27-FY32 - Land acquisition efforts continue.

### Operating Budget Impact

Operating costs of woodland and natural areas are absorbed within current operational budgets. Developed park areas are maintained at an average cost of \$3,900 per acre per year.

### Debt Service Estimate

	Amount
FY 2027 Bonds - Annual Debt Service Payment	0
FY 2027 Bonds - 20 Year Debt Service Payment	0
Total Project Bonds - Annual Debt Service Payment	0
Total Project Bonds - 20 Year Total Debt Service Payment	0



### Explanation of Changes

FY27- Request to reduce Grants from \$1,000,000 to \$555,000. POS Grant projection is less than anticipated.

**\$893,000**

# Fiscal 2027 Capital Budget

# RECREATION AND PARKS

## Project: N3978-FY2018 PARKLAND ACQUISITION PROGRAM

Appropriation Object Class	Prior Appr.	FY2027 Budget	Appr. Total	Fiscal 2028	Fiscal 2029	Fiscal 2030	Fiscal 2031	Fiscal 2032	Sub Total	Fiscal 2033	Fiscal 2034	Fiscal 2035	Fiscal 2036	Total Project
Plans & Engineering	400	50	450	50	50	50	50	50	250	0	0	0	0	700
Land Acquisition	20,853	<sup>943</sup> 600	<sup>21,796</sup> 21,453	1,050	1,050	1,050	1,050	1,250	5,450	0	0	0	0	<sup>27,246</sup> 26,903
Construction	550	0	550	0	0	0	0	0	0	0	0	0	0	550
Other	100	0	100	0	0	0	0	0	0	0	0	0	0	100
<b>Total Expenditures</b>	<b>21,903</b>	<sup>993</sup> <b>650</b>	<sup>22,896</sup> <b>22,553</b>	<b>1,100</b>	<b>1,100</b>	<b>1,100</b>	<b>1,100</b>	<b>1,300</b>	<b>5,700</b>	<b>0</b>	<b>0</b>	<b>0</b>	<b>0</b>	<sup>28,596</sup> <b>28,253</b>
Grants	14,322	<sup>893</sup> 550	<sup>15,215</sup> 14,872	1,000	1,000	1,000	1,000	1,300	5,300	0	0	0	0	<sup>20,515</sup> 20,172
Other Sources	1,031	0	1,031	0	0	0	0	0	0	0	0	0	0	1,031
Pay As You Go	100	0	100	0	0	0	0	0	0	0	0	0	0	100
Transfer Tax	6,450	100	6,550	100	100	100	100	0	400	0	0	0	0	<sup>28,596</sup> 6,950
<b>Total Funding</b>	<b>21,903</b>	<sup>993</sup> <b>650</b>	<sup>22,896</sup> <b>22,553</b>	<b>1,100</b>	<b>1,100</b>	<b>1,100</b>	<b>1,100</b>	<b>1,300</b>	<b>5,700</b>	<b>0</b>	<b>0</b>	<b>0</b>	<b>0</b>	<b>28,253</b>

	Prior	FY2027	Total	FY2028	FY2029	FY2030	FY2031	FY2032	Total	FY2033	FY2034	FY2035	FY2036	Total
FY 2026 Budget	21,903	1,100	<b>23,003</b>	1,100	1,100	1,100	1,100	1,300	<b>5,700</b>	0	0	0		<b>28,703</b>
Difference 2026 / 2027	0	(450)	<b>(450)</b>	0	0	0	0	0	<b>0</b>	0	0	0	0	<b>(450)</b>

FY27- Request to reduce Grants from \$1,000,000 to \$550,000. POS Grant projection is less than anticipated.  
<sup>\$893,000</sup>

**\$16,951,249 spent and encumbered through February 2026**

**\$17,299,977 spent and encumbered through February 2025**

**Project Status** FY24- Purchased East Columbia Library property from Howard Hughes.

FY25- Purchased Longwood property on Route 97.

FY26- Purchased 9436 Fairview Avenue property in Laurel.

FY27- Land acquisition efforts continue.

## Project: N3982-FY2025 PARK SYSTEMIC IMPROVEMENTS

### Description

This project will provide replacement of all types of park facilities and related engineering to include equipment or building elements which have deteriorated beyond routine maintenance efforts. This project will also address small park upgrades.

### Justification

Project is endorsed by the Recreation and Parks Board and is consistent with 1999, 2005, 2012, 2017 and 2022 Land Preservation, Parks and Recreation Plans.

### Remarks

1. FY27- Request \$3,625,000 increase in T-Tax to \$4,825,000 for: Aging Park infrastructure projects, 3 replacement turf fields- Rockburn Park Field #5, Centennial HS & Glenelg HS, playground replacement, Font Hill Park arch bridge, Cedar Lane Park fitness equipment & drainage improvements, shade improvements, Western Regional Park Field #3 lighting, Ilchester improvements, Lawyers Hill amenities & Grant matches. Request \$1,400,000 **\$1,377,000** increase in Grants to ~~\$2,400,000~~**\$2,377,000**, (\$900,000 **\$1,977,000** POS Grants for Park Development projects, \$1,400,000 **\$300,000** State Bond Bill Grants for ~~Rockburn Branch Park restroom facility~~, Font Hill Park & Waterloo Park improvements, \$100,000 DNR Waterway Grant CP public canoe|kayak launch). Request \$500,000 PayGo for additional Old Montgomery Rd garden plot funding.

### Project Schedule

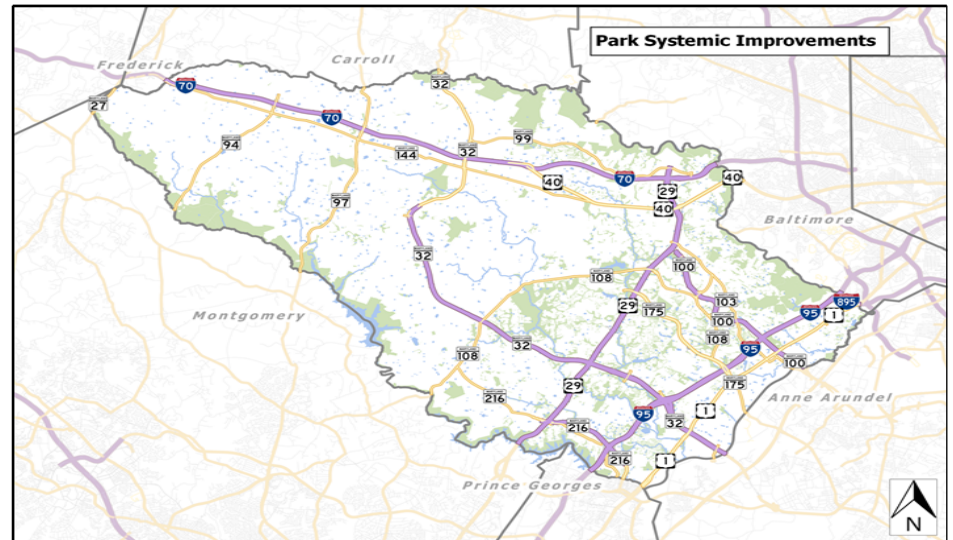
FY27-FY32 - Planning & Construction.

### Operating Budget Impact

No additional operating funds required. Projects are upgrades of existing facilities or small improvements where the operating expenses are already addressed in the operating budget.

### Debt Service Estimate

	Amount
FY 2027 Bonds - Annual Debt Service Payment	0
FY 2027 Bonds - 20 Year Debt Service Payment	0
Total Project Bonds - Annual Debt Service Payment	270
Total Project Bonds - 20 Year Total Debt Service Payment	5,406



### Explanation of Changes

**\$1,377,000**

FY27- Request \$3,625,000 increase in T-Tax to \$4,825,000. Request \$1,400,000 increase in Grants to ~~\$2,400,000~~. Request \$500,000 PayGo for additional Old Montgomery Rd. garden plot funding **\$2,377,000**

# Fiscal 2027 Capital Budget

# RECREATION AND PARKS

## Project: N3982-FY2025 PARK SYSTEMIC IMPROVEMENTS

Appropriation Object Class	Prior Appr.	FY2027 Budget	Appr. Total	Fiscal 2028	Fiscal 2029	Fiscal 2030	Fiscal 2031	Fiscal 2032	Sub Total	Fiscal 2033	Fiscal 2034	Fiscal 2035	Fiscal 2036	Total Project
Plans & Engineering	600	100	700	100	100	100	0	0	300	0	0	0	0	1,000
Construction	9,416	7,602 7,702	7,625 17,041	3,650	3,650	3,650	0	0	10,950	0	0	0	0	27,991
<b>Total Expenditures</b>	<b>10,016</b>	<b>7,725</b>	<b>17,741</b>	<b>3,750</b>	<b>3,750</b>	<b>3,750</b>	<b>0</b>	<b>0</b>	<b>11,250</b>	<b>0</b>	<b>0</b>	<b>0</b>	<b>0</b>	<b>28,991</b>
Grants	1,546	2,377 2,400	3,923 3,946	1,250	1,250	1,250	0	0	3,750	0	0	0	0	7,673
Pay As You Go	2,500	500	3,000	0	0	0	0	0	0	0	0	0	0	3,000
Transfer Tax	2,430	4,825	7,255	2,500	2,500	2,500	0	0	7,500	0	0	0	0	14,755
Other Go	3,540	7,702 0	17,718 3,540	0	0	0	0	0	0	0	0	0	0	3,540
<b>Total Funding</b>	<b>10,016</b>	<b>7,725</b>	<b>17,741</b>	<b>3,750</b>	<b>3,750</b>	<b>3,750</b>	<b>0</b>	<b>0</b>	<b>11,250</b>	<b>0</b>	<b>0</b>	<b>0</b>	<b>0</b>	<b>28,991</b>

	Prior	FY2027	Total	FY2028	FY2029	FY2030	FY2031	FY2032	Total	FY2033	FY2034	FY2035	FY2036	Total
FY 2026 Budget	10,016	4,000	14,016	3,750	3,750	3,750	0	0	11,250	0	0	0	0	25,266
Difference 2026 / 2027	0	3,725	3,725	0	0	0	0	0	0	0	0	0	0	3,725

FY27- Request \$3,625,000 increase in T-Tax to \$4,825,000 for park improvements projects, 3 replacement turf fields, Playground replacement, Font Hill Park arch bridge, Cedar Lane Park fitness equipment & drainage improvements, shade improvements, Western Regional Park Field #3 lighting & Grant matches. Request ~~\$1,400,000~~ **\$1,377,000** increase in Grants to ~~2,400,000~~ **2,377,000** (\$900,000 ~~1,977,000~~ POS Grants, \$1,400,000 ~~300,000~~ State Bond Bill Grant for ~~Rockburn Branch Park restroom facility~~, Font Hill Park & Waterloo Park improvements. \$100,000 DNR Waterway Grant). Request \$500,000 PayGo for additional Old Montgomery Rd. garden plot funding.

**\$5,241,127 spent and encumbered through February 2026**

**\$1,316,486 spent and encumbered through February 2025**

**Project Status** FY26- Completed 3 turf field replacements at Troy Park #4, Marriotts Ridge HS & Reservoir HS. Completion of: Rockburn Park lighted pickleball courts, Centennial Park South & West playground replacements, Rockburn Park playground replacement, Bollman Bridge painting, Cypressmede Park, Centennial Park North & North Laurel Center shade improvements, & Waterloo Park playground.