



HOWARD COUNTY OFFICE OF COUNTY EXECUTIVE


3430 Court House Drive ■ Ellicott City, Maryland 21043 ■ 410-313-2013

Allan H. Kittleman
Howard County Executive
akittleman@howardcountymd.gov

www.howardcountymd.gov
FAX 410-313-3051
TDD 410-313-2323

May 17, 2017

The Honorable Jon Weinstein
Chairperson, Howard County Council
3430 Courthouse Drive
Ellicott City, MD 21043



Dear Chairperson Weinstein:

Enclosed please find my proposed amendments to the Fiscal Year 2018 Operating and Capital Improvement Program (CIP) budgets. The proposed amendments are a result of conversations with the Board of Education (BOE) and the acting Superintendent of the Howard County Public School System (HCPSS) as well as input from the County Council. While there are several technical amendments that came out of discussions between Council and Budget Office staff, I wanted to highlight the more significant amendments below:

HCPSS Operating Budget – General Fund

- Increase of \$627,030, making the total County's total appropriation to HCPSS \$572,871,655 and their total General Fund budget at \$819,106,284. This includes:
 - \$270,470 to avoid furloughs. This was requested by the acting superintendent and funding came from reductions from multiple County agencies, including Police, Administration, Finance, Department of Public Works, and Non-Departmental expenditures. We worked with these agencies to identify savings in areas that are not mission critical and will not compromise service delivery.
 - \$356,650 one-time contribution to help cover the FY 2018 cost of a separation agreement between the previous HCPSS superintendent and the BOE.
- The amended appropriation for HCPSS includes \$1.5 million in school-verified, non-recurring items. Following adoption of the budget, we will submit these costs to the State Board of Education to request exclusion from the Maintenance of Effort (MOE) calculation for future years. The final, as amended, proposed county funding for HCPSS will be an increase of \$10.6 million over the FY2017 budget and a total of \$2.9 million over MOE. However, \$1.5 million of this amount is for non-recurring, one-time items.
- The amended proposed budget will ensure that negotiated salary increases are honored, special education is fully funded and that HCPSS will be able to restore 87 para-educator positions as well as the Director of Diversity, Equity & Inclusion position.

Operating Budget - Other Funds

- \$1,249,342 increase in the Program Revenue Fund for the Economic Development Authority to reflect funding from the Route 1 fee-in-lieu created by CB2-2016 and \$563,000 for spending authority in the Economic Incentive Program.

- \$489,380 increase in the Program Revenue Fund for Office of Transportation to reflect funding from Anne Arundel County for a two-year pilot RTA transit route.

Capital Budget – HCPSS and HCC

- Increase to School System Systemic Renovation project and Reallocation to advance Talbott Springs Elementary School Replacement.
 - \$6,173,000 increase to systemic renovation project to match final state aid, making total state aid to all school CIP projects \$21,066,000 in FY 2018 and total HCPSS FY 2018 CIP budget \$65.3 million.
 - \$1 million reallocation from the New High School #13 project to the Talbott Springs Elementary School project.
- Reduction of \$1 million in the Howard Community College's Nursing and ST building renovation project to match final state aid.

As the County Council reviews these proposed budget amendments, please do not hesitate to contact Holly Sun, Budget Administrator at 410-313-3190 with questions.

Sincerely,

Allan H. Kittleman
County Executive

- \$489,380 increase in the Program Revenue Fund for Office of Transportation to reflect funding from Anne Arundel County for a two-year pilot RTA transit route.

Capital Budget – HCPSS and HCC

- Increase to School System Systemic Renovation project and Reallocation to advance Talbott Springs Elementary School Replacement.
 - \$6,173,000 increase to systemic renovation project to match final state aid, making total state aid to all school CIP projects \$21,066,000 in FY 2018 and total HCPSS FY 2018 CIP budget \$65.3 million.
 - \$1 million reallocation from the New High School #13 project to the Talbott Springs Elementary School project.
- Reduction of \$1 million in the Howard Community College's Nursing and ST building renovation project to match final state aid.

As the County Council reviews these proposed budget amendments, please do not hesitate to contact Holly Sun, Budget Administrator at 410-313-3190 with questions.

Sincerely,



Allan H. Kittleman
County Executive

Amendment 1 to Amendment No. 1 to Council Bill No. 40-2017

BY: Chairperson at the request
of the County Executive

Legislative Day No. 8
Date: May 24, 2017

Amendment No. 1 to Amendment No. 1

(This amendment:

1. Clarifies the description of Amendment No. 1;
2. Provides for the transfer of \$250,000 from Non-Departmental Paygo to capital project C0332;
3. Adds \$25,000 to Non-Departmental Expenses as one-time expense; and
4. Amends the General Fund total accordingly.)

In the description:

- a. After "356,560." insert "The \$356,560 comes from fund balance as a one-time expense and will increase the General Fund total as reflected on page 56 of the Operating Budget.";
- b. After "technical correction" insert "in the amount of \$63,681"; and
- c. After "Finance." insert "This amendment also increases Non-Departmental transfers by \$275,000 one-time expense using prior year fund balance which will increase the General Fund subtotal to be \$1,098,746,451. The \$275,000 is made up of \$250,000 (funding transferred to C0332) and \$25,000 to be used as one-time funding for multicultural community outreach.".

On page 3, after line 19, insert:

"a. In the line that reads "69- Operating Transfers", strike "17,106,980" and substitute "17,381,980".

Renumber "Related to Non-Departmental Expenses" accordingly.

On page 3, in lines 20, 22, 24 and 26, in each instance, strike "34,453,510" and substitute "34,728,510".

On page 3, in line 31, strike "1,098,471,451" and substitute "1,098,746,451".

Make the changes shown in the attached revised pages 51 and 56 as attached to this Amendment to Amendment No. 1.

FY 2018 Proposed

1,098,114,891 1,098,471,451 1,098,746,451

654,627

Amendment 1 to Council Bill No. 40-2017

BY: Chairperson at the request
of the County Executive

Legislative Day No. 6
Date: May 29, 2017

Amendment No. 1

(This amendment adds a total of \$627,030 from the General Fund to the Board of Education by:

a. Transferring \$270,470 by reducing the General Fund budget of the following

Departments as follows:

1. Department of County Administration (20,000)

2. Department of Finance (20,000);

3. Department of Police (130,000);

4. Department of Public Works (20,000);

5. Non-Departmental Other (80,470); and

b. Increasing the General Fund Subtotal by an additional \$356,560.

This amendment also makes a technical correction to a data processing chargeback in the Department of Finance.)

1 In the operating budget, attached to the Bill as prefiled:
2

3 **Related to the Department of County Administration:**

4 1. On page 2, as shown in the attached revised page 2:

5 a. In the line that reads "51 - Contractual Services", strike "515,174" and substitute
6 "495,174";

7 b. In the line that reads "Total", strike "2,195,106" and substitute "2,175,106"; and

8 c. In the line that reads "Total 1110000000 - Staff Services", strike "2,270,106" and
9 substitute "2,250,106".
10

11 2. On page 4, as shown in the attached revised page 4:

12 a. In the line that reads "Total 1000000000 - General Fund", strike "11,225,547" and
13 substitute "11,205,547"; and

- 1 b. In the line that reads "Total 1100 - Department of County Administration", strike
2 "11,225,547" and substitute "11,205,547".

3
4 **Related to the Department of Finance:**

- 5 1. On page 5, as shown on the attached revised page 5:
6 a. In the line that reads "51 - Contractual Services", strike "936,208" and substitute
7 "979,889";
8 b. In the line that reads "Total", strike "2,437,657" and substitute "2,481,338"; and
9 c. In the line that reads "Total 1300000000 - Directors Office" strike "2,437,657" and
10 substitute "2,481,338".
11
12 2. On page 6, as shown on the attached revised page 6:
13 a. In the line that reads "51 - Contractual Services", strike "155,855" and substitute
14 "92,174";
15 b. In the lines that read "Total" and "Total 1330000000 - Water & Sewer Billing", in each
16 instance, strike "677,705" and substitute "614,024"; and
17 c. In the lines that read "Total 1000000000 - General Fund" and "Total 1300 - Department
18 of Finance" in each instances strike "8,817,562" and substitute "8,797,562".
19

20 **Related to the Department of Police:**

- 21 1. On page 12, as shown on the attached revised page 12:
22 a. Strike "308,545" and substitute "278,545"; and
23 b. In two instances, strike "6,046,257" and substitute "6,016,257".
24
25 2. On page 14, as shown on the attached revised page 14:
26 a. Strike "877,328" and substitute "833,328";
27 b. In two instances, strike "17,699,560" and substitute "17,655,560";
28 c. Strike "1,822,150" and substitute "1,766,150";
29 c. In two instances strike "9,518,926" and substitute "9,462,926"; and
30 d. Strike "115,960,819" and substitute "115,830,819".
31
32 3. On page 15, as shown in the attached revised page 15:
33 a. Strike "115,968,319" and substitute "115,838,319".

1 **Related to the Department of Public Works:**

2 1. On page 22, as shown in the attached revised page 22:

- 3 a. In the line that reads "51 – Contractual Services", strike "921,280" and substitute
4 "901,280".

5
6 2. On page 23, as shown in the attached revised page 23:

- 7 a. In the line that reads "Total", strike "2,314,746" and substitute "2,294,746";
8 b. In the line that reads "Total 3123000000 - Highways – Traffic Engineering", strike
9 "2,314,746" and substitute "2,294,746";
10 c. In the line that reads "Total 1000000000 - General Fund", strike "54,663,096" and
11 substitute "54,643,096".

12
13 3. On page 24, as shown in the attached revised page 24:

- 14 a. In the line that reads "Total 3100 - Department of Public Works", strike "54,663,096" and
15 substitute "54,643,096".

16
17 **Related to Non-Departmental Expenses:**

18 1. On page 51, as shown in the attached revised page 51:

- 19 a. In the line that reads "50 - Personnel Costs", strike "350,000" and substitute "269,530".
20 b. In the line that reads "Total", strike "34,533,980" and substitute "34,453,510".
21 c. In the line that reads "Total 9000000000 - Non-Departmental Expenses", strike
22 "34,533,980" and substitute "34,453,510".
23 d. In the line that reads "Total 9000000000 - Non-Departmental Expenses Fund", strike
24 "34,533,980" and substitute "34,453,510".
25 e. In the line that reads "Total 9000 - Non-Departmental Expenses", strike "34,533,980" and
26 substitute "34,453,510".

27
28 **Related to the General Fund Total:**

29 1. On page 56, as shown in the attached revised page 56:

- 30 a. In the line that reads "Total 01 – General Fund" strike "1,098,114,891" and substitute
31 "1,098,471,451".

Related to the Board of Education:

1. On page 54, as shown in the attached revised page 54:

a. Strike “572,244,625” and substitute “572,871,655” in all five instances on that page.

Make changes as shown in the attached revised pages 2, 4, 5, 6, 12, 14, 15, 22, 23, 24, 51, 54 and 56.

Howard County, MD
Fiscal Year 2018

FY 2018 Proposed

Fund : 01 - General Fund

Department : 1100 - Department of County Administration

Fund : 1000000000 - General Fund

Fund Center: 1110000000 - Staff Services

99999999970000000092000 - Resiliency Program Fund

51 - Contractual Services 75,000

Total 75,000

999999999999999999900 - Administration

51 - Contractual Services 515,174 495,174

50 - Personnel Costs 1,594,523

52 - Supplies and Materials 6,550

58 - Expense Other 78,859

Total 2,195,106 2,175,106

Total 1110000000 - Staff Services 2,270,106 2,250,106

Fund Center: 1120000000 - Community Sustainability

999999999999999999900 - Administration

51 - Contractual Services 23,893

52 - Supplies and Materials 1,500

50 - Personnel Costs 431,674

Total 457,067

Total 1120000000 - Community Sustainability 457,067

Fund Center: 1130000000 - Office of Human Rights

99999999970000000000400 - Human Rights Commission (011-0220)

51 - Contractual Services 7,600

52 - Supplies and Materials 500

58 - Expense Other 4,000

Total 12,100

999999999999999999900 - Administration

51 - Contractual Services 83,626

52 - Supplies and Materials 6,000

50 - Personnel Costs 797,577

58 - Expense Other 6,000

Total 893,203

Total 1130000000 - Office of Human Rights 905,303

FY 2018 Proposed

Total 1100 - Department of County Administration	11,225,547	11,205,547
--------------------------------------------------	------------	------------

FY 2018 Proposed

FY 2018 Proposed

Total 1300 - Department of Finance	8,817,562	8,797,562
-------------------------------------------	------------------	------------------

FY 2018 Proposed

9,897,898

Howard County, MD
Fiscal Year 2018

FY 2018 Proposed

Fund : 01 - General Fund

Department : 1500 - Department of Police

Fund : 1400000000 - General-Int Grant

Fund Center: 1512000000 - Management Services Bureau

999999999920000000059500 - Ballistic Vest Grant FY18

52 - Supplies and Materials 7,500

Total 7,500

Total 1512000000 - Management Services Bureau 7,500

Total 1400000000 - General-Int Grant 7,500

Total 1500 - Department of Police 115,968,319 115,838,319

FY 2018 Proposed

54,663,096 54,643,096

Howard County, MD
Fiscal Year 2018

FY 2018 Proposed

Fund : 01 - General Fund

Total 3100 - Department of Public Works

54,663,096 54,643,096

FY 2018 Proposed

Total 9000 - Non-Departmental Expenses	34,533,980	<u>34,453,510</u>
-----------------------------------------------	-------------------	--------------------------

FY 2018 Proposed

~~572,244,625~~ 572,871,655

Amendment 1 to Amendment No. 2 to Council Bill No. 40-2017

BY: Chairperson at the request
of the County Executive

Legislative Day No. 8
Date: May 24, 2017

Amendment No. 1 to Amendment No. 2

(This amendment clarifies the description of Amendment No. 2.)

1 In the description, in number 2, after “Adds funding” insert “in the amount of 489,380”.

2

3 In the description, strike number 3 and substitute:

4 “3. Adds funding in the total amount of \$1,812,342 to the Economic Development Authority for
5 the Route 1 Corridor Project (\$1,249,342) and the Economic Incentives Program (\$563,000).”.

6

7 In number 4, strike “accordingly” and substitute “by increasing the total by \$2,191,722”.

Amendment 2 to Council Bill No. 40-2017

BY: Chairperson at the request
of the County Executive

Legislative Day No. 8
Date: May 24, 2017

Amendment No. 2

(This amendment makes the following changes to the Program Revenue Fund:

- 1. Moves \$110,000 in Revenue and Expenditures from the Program Revenue Fund to the Community Renewal/Program Income Fund within the Department of Housing and Community Development;*
- 2. Adds funding from Anne Arundel County to Transit Operations for a RTA two-year demonstration transit route service to the Odenton and Savage MARC Commuter rail stations, Fort Meade, and the National Business Park;*
- 3. Adds funding for the Route 1 Corridor Project and the Economic Incentives Program within the Economic Development Authority; and*
- 4. Amends the Program Revenue Fund total accordingly.)*

In the operating budget, attached to the Bill as prefiled:

1. On page 59, as shown in the attached revised page 59:

- a. Under "Fund Center: 6100000000 - Housing & Community Development", insert:
"999999999910000000083300 - CDBG FY18"

51 - CONTRACTUAL SERVICES	50,000
---------------------------	--------

TOTAL	50,000
--------------	---------------

999999999910000000083400 - HOME FY18

51 - CONTRACTUAL SERVICES	60,000
---------------------------	--------

TOTAL	60,000"
--------------	----------------

- b. In the line that reads "Total 6100000000 - Housing & Community Development", strike "5,002,374" and substitute "5,112,374";
- c. In the line that reads "Total 2010000000 - Community Renewal", strike "5,002,374" and substitute "5,112,374";
- d. In the line that reads "Total 6100 - Dept. of Housing and Community Development",

1 strike "5,002,374" and substitute "5,112,374"; and

- 2 e. In the line that reads "Total 03 - Community Renewal Program Fund", strike "5,002,374"
- 3 and substitute "5,112,374".
- 4

5 2. On page 73, as shown in the attached revised page 73:

- 6 a. In the line that reads "51 - Contractual Services", strike "2,701,468" and substitute
- 7 "3,190,848";
- 8 b. In the line that reads "Total", strike "2,701,468" and substitute "3,190,848";
- 9 c. In the line that reads "Total 3220000000 - Transit Operations", strike "3,277,296" and
- 10 substitute "3,766,676";
- 11 d. In the line that reads "Total 2150000000 - Program Revenue Fund", strike "3,404,296"
- 12 and substitute "3,893,676";
- 13 e. In the line that reads "Total 3200 - Transportation Services/Coordination", strike
- 14 "3,404,296" and substitute "3,893,676".
- 15

16 2. On page 79, strike Department 6100, Dept. of Housing and Community Development, Fund

17 2150000000, Program Revenue Fund, Fund Center: 6100000000, as show in the attached revised

18 page 79;

19

20 3. On page 81, as shown in the attached revised page 81:

- 21 a. Insert:

22 "FUND: 2150000000 – PROGRAM REVENUE FUND

23 FUND CENTER: D000000000 – ECONOMIC DEVELOPMENT AUTHORITY

24 99999999970000000011400- US ROUTE 1 CORRIDOR

51 – CONTRACTUAL SERVICES	599,342
69 – TRANSFER OUT	650,000
TOTAL	1,249,342

28

29 99999999970000000068400 – ECONOMIC INCENTIVES PROGRAM

51 – CONTRACTUAL SERVICES	563,000
TOTAL	563,000"; and

- 32 b. In the line that reads "Total D000 – Economic Development Authority", strike "900,000"
- 33 and substitute "2,712,342"; and

- 1 c. In the line that reads "Total 06 – Program Revenue Fund", strike "9,184,413" and
2 substitute "11,376,135".
3
- 4 4. On page 152, as show in the attached revised page 152:
5 a. Under "Revenues":
6 i. Strike "500,000" and substitute "610,000"; and
7 ii. Strike "4,175,000" and substitute "4,285,000";
8 b. Under "Expenses":
9 i. In the line that reads "Revolving Loan Program Income" strike the second "0" and
10 substitute "110,000"; and
11 ii. In the line that reads "Total Expenses" strike "4,315,250" and substitute "4,425,250".
12
- 13 5. On page 158, as shown in the attached revised page 158:
14 a. Under "Revenues", in both lines, strike "9,184,413" and substitute "11,376,135"; and
15 b. Under "Expenses", in both lines, strike "9,184,413" and substitute "11,376,135".
16
- 17 Make changes shown in the attached revised pages 59, 73, 79, 81, 152 and 158.

FY 2018 Proposed

Total 03 - Community Renewal Program Fund	5,002,374	5,112,374
--------------------------------------------------	------------------	------------------

Howard County, MD
Fiscal Year 2018

FY 2018 Proposed

Fund : 06 - Program Revenue Fund

Department : 3200 - Transportation Services/Coordination

Fund : 2150000000 - Program Revenue Fund

Fund Center: 3220000000 - Transit Operations

99999999970000000074000 - Anne Arundel County

51 - Contractual Services 3,190,848 2,701,468

Total **3,190,848 2,701,468**

99999999970000000074100 - City of Laurel

51 - Contractual Services 80,000

Total **80,000**

99999999970000000074200 - MD Dept of Transportation

51 - Contractual Services 495,828

Total **495,828**

Total 3220000000 - Transit Operations **3,766,676 3,277,296**

Fund Center: 3250000000 - Bicycle/Pedestrian Program

999999999700000000110500 - Bike Share

51 - Contractual Services 127,000

Total **127,000**

Total 3250000000 - Bicycle/Pedestrian Program **127,000**

Total 2150000000 - Program Revenue Fund **3,893,676 3,404,296**

Total 3200 - Transportation Services/Coordination **3,893,676 3,404,296**

Howard County, MD Fiscal Year 2018

FY 2018 Proposed

Fund : 06 - Program Revenue Fund

Department : 6100 - Dept. of Housing and Community Development

Fund : 2150000000 - Program Revenue Fund

Fund Center: 6100000000 - Housing & Community Development

999999999700000000132000

51 - Contractual Services 50,000

Total 50,000

9999999999700000000132100

51 - Contractual Services 60,000

Total 60,000

Total 61000000000 - Housing & Community Development 110,000

Total 21500000000 - Program Revenue Fund 110,000

Total 6100 - Dept. of Housing and Community Development 110,000

Howard County, MD
Fiscal Year 2018

FY 2018 Proposed

Fund : 06 - Program Revenue Fund

Department : D000 - Economic Development Authority

FUND: 2150000000 – PROGRAM REVENUE FUND

FUND CENTER: D000000000 – ECONOMIC DEVELOPMENT AUTHORITY

99999999970000000011400- US ROUTE 1 CORRIDOR

51 – CONTRACTUAL SERVICES	599,342
69 – TRANSFER OUT	650,000
TOTAL	1,249,342

99999999970000000068400 – ECONOMIC INCENTIVES PROGRAM

51 – CONTRACTUAL SERVICES	563,000
TOTAL	563,000

Fund : 2150001000 - Catalyst Loan Program

Fund Center: D000000000 - Economic Development Authority

99999999970000000066100 - CATALYST Loan

51 - Contractual Services	900,000
Total	900,000

Total D000000000 - Economic Development Authority	900,000
Total 2150001000 - Catalyst Loan Program	900,000

Total D000 - Economic Development Authority 2,712,342 900,000

Total 06 - Program Revenue Fund 11,376,135 9,184,443

Governmental Funds

Community Renewal Program Fund/Rehabilitation Loan

420 Description

The Housing and Community Development Department manages the Community Renewal Program Fund. This fund deals primarily with the management and construction of housing opportunities.

Revenue for this fund is derived from 12.5% of the transfer tax and grant administration fees.

430 Description

The Housing & Community Development Department operates the Rehabilitation Loan-Revolving Fund. The purpose of the fund is to provide low interest loans to low income and moderate income county residents whose need rehabilitation to meet housing code and standards.

Revenue for this fund is derived from a portion of the transfer tax. This fund is part of the Community Renewal Fund (420) and is not shown separately in the County's Comprehensive Annual Financial Report.

	FY2016 Actual	FY2017 Estimated	FY2018 Budget
Revenues:			
Local Taxes	3,946,311	3,625,000	3,600,000
Revenue from Other Agencies	1,346,184	0	0
Miscellaneous/MIHU Fee-in-Lieu	860,216	506,940	<u>610,000</u> 500,000
Installment Interest on Community Loans	83,994	75,000	75,000
Total Revenues	6,236,705	4,206,940	<u>4,175,000</u> 4,285,000
Expenses:			
Community Services:			
Housing and Community Development Administration	3,523,395	1,412,748	2,015,250
Revolving Loan Program Income	250,141	0	<u>0</u> 110,000
Housing Initiatives	2,813,910	1,855,043	2,300,000
Total Expenses	6,587,446	3,267,791	<u>4,315,250</u> 4,425,250
Other Financing Sources/(Uses):			
Appropriation from Fund Balance	1,456,490	0	0
Transfers Out - Debt Service	(365,936)	(333,979)	(220,850)
Transfers Out - Interfund Reimbursement	(739,813)	(684,664)	(466,274)
Total Other Financing Sources/(Uses)	350,741	(1,018,643)	(687,124)
Fund Balance:			
Beginning Fund Balance	16,317,538	14,861,048	14,781,554
Net Appropriation from Fund Balance	(1,456,490)	(79,494)	(827,374)
Reserved for Noncurrent Loans Receivables ¹	(14,479,338)	(13,689,614)	(13,689,614)
Fund Balance - Ending	381,710	1,091,940	264,566

1. FY17 Estimated & FY18 Budget based on unaudited total current outstanding loan balances as of April 2017. The balance does not include loans distributed via Federal grants (HOME, CDBG & FHMA).

Governmental Funds

Program Revenue Fund.

Description

The Program Revenue Fund is a new fund created for fiscal year 2013. Programs included in this fund are supported by the revenues collected for the services provided. Accounts have been established for use by various county agencies.

	FY 2016 Actual	FY 2017 Estimated	FY 2018 Budget
Revenues:			
Program Revenue	5,226,727	4,284,458	<u>11,376,135</u> <u>9,184,413</u>
Total Revenues	5,226,727	4,284,458	<u>11,376,135</u> <u>9,184,413</u>

Expenses:

Administrative/Operating Costs	4,121,080	5,833,956	<u>11,376,135</u> <u>9,184,413</u>
Total Expenses	4,121,080	5,833,956	<u>11,376,135</u> <u>9,184,413</u>

Fund Balance:

Beginning Fund Balance	1,621,757	2,727,404	1,177,906
Net Change from Current Year Operations	1,105,647	(1,549,498)	0
Ending Fund Balance	2,727,404	1,177,906	1,177,906

Amendment 5 to Council Bill No. 40-2017

**BY: Chairperson at the request
of the County Executive**

Legislative Day No. 8
Date: May 24, 2017

Amendment No. 3

(This amendment moves \$70,000 within the Program Recreation Fund to separate restitution funds from other recreation program funds in order to separate restitution funds from other recreation program funds.)

In the operating budget, attached to the Bill as prefiled:

1. On page 84, under the Fund Center, Natural and Historic Resources Division:
 - a. In the line that reads “52- Supplies and Materials”, strike “70,000” and substitute “0”;
 - b. In the line that reads “Total”, strike “155,746” and substitute “85,746”;
 - c. In the line that reads “Total 5034000000 - Natural and Historic Resources Division”, strike “155,746” and substitute “85,746”; and
 - d. In the line that reads “Total 2050000000 – Recreation”, strike “20,973,978” and substitute “20,903,978”; and

2. Insert a fund for R&P Restitutions as follows:

“FUND: 2050070000 - R&P RESTITUTIONS

FUND CENTER: 5034000000 - NATURAL AND HISTORIC RESOURCES DIVISION

99999999999999999999999900 – ADMINISTRATION

52 - SUPPLIES & MATERIALS	70,000"
---------------------------	---------

Make all changes as shown in the attached revised page 84.

Amendment 1 to Amendment No. 4 to Council Bill No. 40-2017

BY: Chairperson at the request
of the County Executive

Legislative Day No. 8
Date: May 24, 2017

Amendment No. 1 to Amendment No. 4

(This amendment:

1. Makes a technical correction to fix a number that was incorrectly reflected in the amendment;
2. Adds an amount to the description of Amendment No. 4; and
3. Makes a technical correction to move \$47,500 from personnel costs to contractual services.)

1 In the description, after “changes” insert “in the amount of \$1,406,400” and, after
2 “overstatement.” insert “This amendment also makes a technical correction to move \$47,500
3 from personnel costs to contractual services.”.

4
5 On page 1, after line 4, insert:

6 “a. In the line that reads “50 – Personnel Costs”, strike “4,827,336” and substitute
7 “4,779,836”.”.

8
9 On page 1, in line 6, strike “13,058,473” and substitute “13,105,973”.

10
11 Renumber the remainder of number 1 accordingly.

12
13 On page 1, in line 21, strike “28,456,959” and substitute “28,465,959”.

14
15 Make the changes shown in the attached revised page 128 as attached to this Amendment to
16 Amendment No. 1.

FY 2018 Proposed

92,218,059 93,624,459

Amendment 4 to Council Bill No. 40-2017

BY: Chairperson at the request
of the County Executive

Legislative Day No. 8
Date: May 24, 2017

Amendment No. 4

(This amendment makes technical changes in the Water & Sewer Operating Fund in order to correct an overstatement.)

1 In the operating budget, attached to the Bill as prefiled:

2
3 1. On page 128, as shown in the attached revised page 128, under "Fund Center 3155000000 –
4 Utilities – Water Reclamation":

5 a. In the line that reads "51 - Contractual Services", strike "14,464,873" and substitute
6 "13,058,473".

7 b. In the line that reads "Total", strike "21,968,947" and substitute "20,562,547".

8 c. In the line that reads "Total 3155000000 - Utilities - Water Reclamation", strike
9 "21,968,947" and substitute "20,562,547".

10 d. In the line that reads "Total 7010000000 - Water & Sewer Op", strike "93,624,459" and
11 substitute "92,218,059".

12 e. In the line that reads "Total 3100 - Department of Public Works", strike "93,624,459"
13 and substitute "92,218,059".

14 f. In the line that reads "Total 25 - Water & Sewer Operating Fund", strike "93,624,459"
15 and substitute "92,218,059".

16
17 2. On page 161, as shown in the attached revised page 161:

18 a. Under "Expenses", in the line that reads "Outside Sewerage Services", strike "6,800,000"
19 and substitute "5,393,600";

20 b. In the line that reads "Total Expenses", strike "73,624,459" and substitute "72,218,059".

21 c. In the line that reads "Appropriation from Fund Balance", strike "28,456,959" and
22 substitute "27,059,559".

23 d. In the line that reads "Total Other Financing Sources/(Uses)", strike "8,465,959" and

1 substitute "7,059,559".

2 e. In the line that reads "Less Appropriation from Fund Balance", strike "28,465,959" and
3 substitute "27,059,559".

4 f. In the line that reads "Net Assets - Ending", strike "14,601,950" and substitute
5 "16,008,350".

6
7 Make all changes as shown in the attached revised pages 128 and 161.

FY 2018 Proposed

92,218,059 93,624,459

Proprietary Funds

Water and Sewer Operating Fund

Description

This fund covers the operation of the county water and sewer systems. Water and sewer operations are further detailed in the Department of Public Works operating budget under the Bureau of Utilities. The money to fund the water and sewer services comes primarily from user charges. This fund is self-sustaining and does not depend upon general tax dollars.

	FY2016 Actual	FY2017 Estimated	FY2018 Budget
Revenues:			
Water Use Charge	24,659,404	25,000,000	25,250,000
Sewer Use Charge	31,738,311	33,000,000	33,333,000
Fire Protection Charge	1,428,312	1,500,000	1,144,000
Industrial Waste Surcharge	2,082,348	1,800,000	1,800,000
Water and Sewer Penalty	956,597	850,000	920,000
Special Charges	16,179	190,000	200,000
Water Connections	139,342	42,000	50,000
W&S Capital Project Pro-rata	110,000	110,000	110,000
Water Reclamation	287,846	320,000	1,200,000
Interest on Investments	145,708	25,000	25,000
Other Revenues	1,012,605	1,025,000	1,126,500
Total Revenues	62,576,652	63,862,000	65,158,500
Expenses:			
Personnel Costs	12,290,686	11,968,484	13,963,913
Utilities	2,025,022	2,520,000	3,065,000
Contract Services	5,321,104	3,328,793	3,860,813
Sludge Hauling	1,814,375	2,450,000	4,000,000
Supplies/Inventory	1,695,272	2,530,143	2,207,100
Chemicals	134,964	715,500	870,000
Vehicle Maintenance	1,956,759	2,224,220	2,576,903
Pro-Rata Share	4,126,437	3,908,606	4,162,719
Chargebacks for Services	1,360,029	1,544,680	1,760,486
Purchased Water	20,479,711	22,185,000	28,000,000
Outside Sewerage Services	1,424,300	5,062,500	6,800,000 5,393,600
Other Expenses	(2,016,914)	1,683,591	227,525
Contingency	0	0	2,130,000
Total Expenses	50,611,745	60,121,518	73,624,459 <u>72,218,059</u>
Other Financing Sources/(Uses):			
Appropriation from Fund Balance	0	0	28,465,959 27,059,559
Transfer to Fund 7012	0	0	(20,000,000)
Total Other Financing Sources/(Uses)	0	0	8,465,959 <u>7,059,559</u>
Net Assets:			
Beginning Net Assets	27,470,351	39,327,427	43,067,909
Net Change from Current Year Operations	11,964,907	3,740,482	0
Less Appropriation from Fund Balance	0	0	(28,465,959) 27,059,559
Adjustment - GASB 68	(107,831)	0	0
Net Assets - Ending	39,327,427	43,067,909	14,601,950 <u>16,008,350</u>

Amendment 1 to Amendment No. 5 to Council Bill No. 40-2017

BY: Chairperson at the request
of the County Executive

Legislative Day No. 8
Date: May 24, 2017

Amendment No. 1 to Amendment No. 5

(This amendment makes a technical correction to fix a number that should have been 385,526 but was incorrectly reflected in Amendment No. 5. This amendment also adds an amount to the description.)

1 In the description, after “Funds” insert “by moving \$3,400 from Non-County Government BBI to
2 Private Sector BBI”.

3
4 In the revised page 141 attached to Amendment No. 5:

5 a. In the line that reads “**Total 2070000000 - Broadband**”, strike “385,562” and substitute
6 “385,526”;

7 b. In the line that reads “**Total 7430000000 - Private Sector BBI**”, strike “385,562” and
8 substitute “385,526”;

9 c. In the line that reads “**Total 2000 - Dept. of Technology & Communication Services**”,
10 strike “385,562” and substitute “385,526”; and

11 d. In the line that reads “**Total 32 - Private Sector BBI**”, strike “385,562” and substitute
12 “385,526”.

13
14 Make changes to the revised page 141, attached to Amendment No. 5, as shown in the revised
15 page 141 attached to this Amendment to Amendment No. 5.

Amendment 5 to Council Bill No. 40-2017

BY: Chairperson at the request
of the County Executive

Legislative Day No. 8
Date: May 24, 2017

Amendment No. 5

(This amendment makes a technical correction to accurately reflect the debt service in the Broadband Initiative Funds.)

1 In the operating budget, attached to the Bill as prefiled:

- 2
- 3 1. On page 140, as shown on the attached revised page 140:
- 4 a. In the line that reads "69- Operating Transfers", strike "30,200" and substitute "26,860";
- 5 b. In the line that reads "Total", strike "1,544,638" and substitute "1,541,298";
- 6 c. In the line that reads "Total 2070000000 - Broadband", strike "1,544,638" and substitute
- 7 "1,541,298";
- 8 d. In the line that reads "Total 7420000000 -Non-County Government BBI", strike
- 9 "1,544,638" and substitute "1,541,298";
- 10 e. In the line that reads "Total 2000 - Dept. of Technology & Communication Services",
- 11 strike "1,544,638" and substitute "1,541,298"; and
- 12 f. In the line that reads "Total 31 - Non-County Government BBI", strike "1,544,638" and
- 13 substitute "1,541,298".
- 14
- 15 2. On page 141, as shown on the attached revised page 141:
- 16 a. After "52- Supplies and Materials", insert a line as follows:
- 17 "69- OPERATING TRANSFERS 3,340";
- 18 b. In the line that reads "Total", strike "382,186" and substitute "385,526";
- 19 c. In the line that reads "Total 2070000000 - Broadband", strike "382,186" and substitute
- 20 "385,526";
- 21 d. In the line that reads "Total 7430000000 - Private Sector BBI", strike "382,186" and
- 22 substitute "385,526";
- 23 e. In the line that reads "Total 2000 - Dept. of Technology & Communication Services",

- 1 strike "382,186" and substitute "385,526"; and
- 2 f. In the line that reads "Total 32 - Private Sector BBI", strike "382,186" and substitute
- 3 "385,526";
- 4
- 5 3. On page 167, as shown in the attached revised page 167:
- 6 a. Under "Other Financing Sources/(Uses)", in two instances, strike "30,200" and substitute
- 7 "26,860";
- 8 c. Under "Fund Balance", in the row that reads "Net Change from Current Year
- 9 Operations", strike "0" and substitute "3,340"; and
- 10 d. In the line that reads "Ending Fund Balance", strike the second "775,030" and substitute
- 11 "778,370".
- 12
- 13 4. On page 168, as shown in the attached revised page 168:
- 14 a. Above "Fund Balance:" insert:
- 15 "OTHER FINANCING SOURCES/(USES):
- 16

TRANSFERS OUT	0	0	(3,340)
TOTAL OTHER FINANCING SOURCES (USES)	0	0	(3,340)"
- 17
- 18 b. In "Fund Balance", in the line that reads "Net Change from Current Year Operations",
- 19 strike "0" and substitute "(3,340)"; and
- 20 c. In the line that reads "Ending Fund Balance", strike the second "161,369" and substitute
- 21 "164,709".
- 22
- 23 Make changes as shown in the attached revised pages 140, 141, 167 and 168.

FY 2018 Proposed

Total 31 - Non-County Government BBI	1,541,298	1,544,638
---------------------------------------------	------------------	------------------

Proprietary Funds

Non-County Government Broadband Initiative Fund

Description

This enterprise fund was created to manage the contracts and to deliver broadband services to Non-County government agencies. Revenues generated come from negotiated fees and charges for the services provided.

	FY 2016 Actual	FY 2017 Estimated	FY 2018 Budget
Revenues:			
Broadband (Fees & Charges)	1,241,036	1,391,036	1,544,638
Total Revenues	1,241,036	1,391,036	1,544,638
Expenses:			
Operating Expenses	856,561	1,207,816	1,514,438
Total Expenses	856,561	1,207,816	1,514,438
Other Financing Sources/(Uses):			
Transfers Out	0	(26,425)	(30,200-26,860)
Total Other Financing Sources (Uses)	0	(26,425)	(30,200-26,860)
Fund Balance:			
Beginning Fund Balance	233,760	618,235	775,030
Net Change from Current Year Operations	384,475	156,795	3,340-0
Ending Fund Balance	618,235	775,030	775,030 778,370

Proprietary Funds

Private Sector Broadband Initiative Fund

Description

This enterprise fund was created to manage the contracts and to deliver broadband services to private sector businesses. Revenues generated come from negotiated fees and charges for the services provided.

	FY 2016 Actual	FY 2017 Estimated	FY 2018 Budget
Revenues:			
Broadband (Fees & Charges)	81,538	182,186	382,186
Total Revenues	81,538	182,186	382,186
Expenses:			
Operating Expenses	110,649	194,712	382,186
Total Expenses	110,649	194,712	382,186

OTHER FINANCING SOURCES/(USES):

TRANSFERS OUT	0	0	(3,340)
TOTAL OTHER FINANCING SOURCES (USES)	0	0	(3,340)

Fund Balance:

Beginning Fund Balance	(119,732)	(148,843)	(161,369)
Net Change from Current Year Operations	(29,111)	(12,526)	(3,340)-0
Ending Fund Balance	(148,843)	(161,369)	(161,369-164,709)

Amendment 6 to Council Bill No. 40-2017

BY: Chairperson at the request
of the County Executive

Legislative Day No. 8
Date: May 24, 2017

Amendment No. 6

(This amendment is a technical change that removes the unexpected contingency line from the Fire & Rescue Tax fund in order to be consistent with the other fund summaries.)

1 In the operating budget, attached to the Bill as prefiled:
2

3 1. On page 154, as shown in the attached revised page 154:

4 a. Under "Fund Balance", strike in its entirety the line for "Unexpected
5 Contingency..... 2,500,000"; and

6 b. In the line that reads "Fund Balance-Ending", strike "14,462,685" and substitute
7 "11,962,685".
8

9 Make all changes as shown in the attached revised page 154.

Governmental Funds

Fire & Rescue Tax

Description

Council Bill 9-2012 created a single fire tax for the County. The fire tax provides funding for the operation of the Department of Fire & Rescue Service and support for the eleven volunteer organizations. The proposed Fire Tax for FY18 is 17.60 cents for real property and 44.00 cents for personal property. Fiscal year 2013 was the first year under a single fire tax.

	FY2016 Actual	FY2017 Estimated	FY2018 Budget
Revenues:			
Property taxes	87,338,179	90,995,014	93,203,326
Fire inspections & services	88,458	250,000	310,000
Miscellaneous	157,558	30,000	30,000
Total Revenues	87,584,195	91,275,014	93,543,326
Expenses:			
Metro Fire District	81,304,353	84,424,555	93,186,470
Capital equipment & constructions	0	600,000	500,000
Contingency	0	2,249,733	2,500,000
Total Expenses	81,304,353	87,274,288	96,186,470
Other Financing Sources/(Uses):			
Appropriation from Fund Balance	0	2,054,303	8,687,437
General Fund Chargeback	(4,931,699)	(5,372,901)	(5,362,165)
Transfers out (includes Master Lease)	(748,012)	(682,128)	(682,128)
Total Other Financing Sources/(Uses)	(5,679,711)	(4,000,726)	2,643,144
Fund Balance:			
Beginning Fund Balance	22,104,294	22,704,425	20,650,122
Net Change from Current Year Operations	600,131	0	0
Unexpended Contingency	0	0	2,500,000
Less Appropriation from Fund Balance	0	(2,054,303)	(8,687,437)
Fund Balance - Ending	22,704,425	20,650,122	14,462,685 11,962,685

Amendment 7 to Council Bill No. 40-2017

BY: Chairperson at the request
of the County Executive

Legislative Day No. 8
Date: May 24, 2017

Amendment No. 7

(This amendment makes technical changes in the Watershed Protection & Restoration Fund to correct a revenue overstatement.)

1 In the operating budget, attached to the Bill as prefiled:

2
3 On page 164, as shown in the attached revised page 164:

- 4 a. In the line that reads "Stormwater Remediation Fee", strike "10,921,070" and substitute
5 "10,702,070";
- 6 b. In the line that reads "Total Revenues", strike "10,976,070" and substitute "10,757,070";
- 7 c. In the line that reads "Appropriation from Fund Balance", strike "4,415,230" and substitute
8 "4,634,230";
- 9 d. In the line that reads "Total Other Financing Sources/(Uses)", strike "6,084,770" and
10 substitute "5,865,770";
- 11 e. In the line that reads "Less Appropriation from Fund Balance", strike "4,415,230" and
12 substitute "4,634,230";
- 13 f. In the line that reads "Net Assets - Ending", strike "13,099,334" and substitute "12,880,334";
14 and
- 15 g. In the line that reads "Unreserved", strike "360,727" and substitute "141,727".
- 16

17 Make all changes as shown in the attached revised page 164.

Proprietary Funds

Watershed Protection and Restoration Fund

Description

This fund is designed to provide a sustainable dedicated revenue source for the purpose of maintenance, operations and improvement of local stormwater management systems. The money in this fund comes from an annual stormwater remediation fee. The fund is self-sustaining and does not depend upon general tax dollars.

	FY2016 Actual	FY2017 Estimated	FY2018 Budget
Revenues:			
Stormwater Remediation Fee	11,069,242	11,066,070	10,921,070 <u>10,702,070</u>
Other Financial Matters	148,457	55,000	55,000
Total Revenues	11,217,699	11,121,070	10,976,070 <u>10,757,070</u>
Expenses:			
Operating Expenses	2,745,127	3,612,003	4,749,291
Contingency	0	0	142,009
Total Expenses	2,745,127	3,612,003	4,891,300
Other Financing Sources/(Uses):			
Appropriation from Fund Balance	0	0	4,415,230 <u>4,634,230</u>
Transfer to Capital Projects	(2,808,442)	(2,500,000)	(10,500,000)
Total Other Financing Sources/(Uses)	(2,808,442)	(2,500,000)	(6,084,770) <u>5,865,770</u>
Net Assets:			
Beginning Net Assets	6,841,367	12,505,497	17,514,564
Net Change from Current Year Operations	5,664,130	5,009,067	0
Less Appropriation from Fund Balance	0	0	(4,415,230) <u>4,634,230</u>
Net Assets - Ending	12,505,497	17,514,564	13,099,334 <u>12,880,334</u>
Reserved Capital	8,521,607	12,738,607	12,738,607
Unreserved	3,983,890	4,775,957	360,727 <u>141,727</u>

Amendment 8 to Council Bill No. 40-2017

BY: Chairperson at the request
of the County Executive

Legislative Day No. 8
Date: May 24, 2017

Amendment No. 8

(This amendment makes technical changes in the Risk Management Fund to correct a revenue overstatement.)

1 In the operating budget, attached to the Bill as prefiled:

2
3 On page 171, as shown in the attached revised page 171:

4 1. Under "Revenues":

5 a. In the line that reads "County Charges", strike "10,064,348" and substitute "10,058,238";
6 and

7 b. In the line that reads "Total Revenues", strike "10,889,198" and substitute "10,883,088".
8

9 2. Under "Fund Balance", in the line that reads "Net Change from Current Year Operations",
10 strike "308,384" and substitute "302,274".
11

12 3. In the line that reads "Fund Balance - Ending", strike "254,773" and substitute "260,883".
13
14

15 Make all changes as shown in the attached revised page 171.

Proprietary Funds

Risk Management Fund

Description

This fund combines county government risk management activities including: Workers' Compensation, General, Auto, Property, and Environmental Liability and Risk Management Administration. The County insures these exposures with an appropriate combination of self-insurance and purchased excess insurance. The County Library System, Community College, Economic Development Authority, Housing Commission and Mental Health Authority participate in the Risk Management Fund. The claims reserve of this fund is necessary to assure that adequate funds are available to pay for outstanding and future claims presented against the County. The fund has \$13.2 million in required claims reserve and cash balance of \$11.8 million.

	FY 2016 Actual	FY 2017 Estimated	FY 2018 Budget
Revenues:			
County Charges	8,854,275	9,570,286	10,064,348 10,058,238
Affiliated Agencies Charges	405,142	569,130	685,850
Interest Income	42,204	10,000	14,000
Insurance Recoveries	247,372	125,000	125,000
Other Revenue	30,168	0	0
Total Revenues	9,579,161	10,274,416	10,889,198 10,883,088
Expenditures:			
Claims Cost			
Claims	5,187,259	6,550,000	6,990,000
Insurance Premiums	1,010,002	1,131,076	1,480,000
Other Operating Expenses	371,497	358,494	452,250
Administrative Costs			
Interfund Transfer to General Fund	450,144	458,019	446,316
Other Administrative Costs	846,290	908,238	904,069
Contingency	0	0	308,179
Total Expenditures	7,865,192	9,405,827	10,580,814
Fund Balance:			
Beginning Fund Balance	(3,145,715)	(1,431,746)	(563,157)
Net Change from Current Year Operations	1,713,969	868,589	308,384 302,274
Fund Balance - Ending	(1,431,746)	(563,157)	(254,773) 260,883

Amendment 1 to Amendment No. 9 to Council Bill No. 40-2017

BY: Chairperson at the request
of the County Executive

Legislative Day No. 8
Date: May 24, 2017

Amendment No. 1 to Amendment No. 9

(This amendment:

1. Adds a remark to the detail page for C0290, Courthouse Renovation/Replacement, to clarify that the project will be separated into two projects in FY19 and amends the description accordingly.

2. Adds that \$250,000 in Pay Go funding will be added to C0332, Bus Stop Improvements. This funding is coming from Non-Departmental Expenses fund balance.

3. Makes changes to the project schedule for K5066.

4. Makes technical corrections in J4252 (changes funding source from bonds to grants) and C0338 (removes language that bonds are "fee-supported".)

1 In the description:

2 In item 5, strike "~~bond~~" and substitute "grant";

3
4 At the end of item A, add a narrative as follows:

5 "11. C0332 Bus Stop Improvements Adds \$250,000 in PayGo funding.".

6
7 In item B.2. of the description for Capital Project C0290, strike "~~remark 5~~" and substitute
8 "remarks 5 and 6".

9
10 In item B.6., strike "~~fee-supported~~".

11
12 At the end of item B, insert:

13 "18. K5066 Bicycle Plan Projects Revise project schedule.

14 "19. C0332 Bus Stop Improvements Corrects the name of the service provider".

15
16 On page 3, in line 1, after "183," insert "184,".

17
18 On page 3, in line 3, after "183," insert "184,".

1 On page 4, after line 11, insert:

2 “10. C0332 Bus Stop Improvements (reflects A(11) and B(19) above)”.

3
4 On page 4, in line 30, insert:

5 “6. K5066 Bicycle Plan Projects (reflects B(18) above).”

6
7 Remove pages 180 and 183 from Amendment No 9 and substitute revised pages 180 and 183 as
8 attached to this Amendment to Amendment No. 9.

9
10 Insert page 184, as attached to this Amendment to Amendment No. 9, to Amendment No. 9.

11
12 Remove the Detail Page for Capital Project C0290 and C0338 from Amendment No. 9 and
13 substitute a revised detail page as attached to this Amendment to Amendment No. 9.

14
15 Insert both Detail Pages for Capital Project C0332, as attached to this Amendment to
16 Amendment No. 9, to Amendment No. 9.

17
18 Insert a Detail Page for Capital Project K5066, as attached to this Amendment to Amendment
19 No, 9, to Amendment No. 9.

Howard County, MD
FY 2018 Capital Budget Ordinance (\$000)
Program : GENERAL COUNTY PROJECTS

Project Information	Funding Source	Prior Appropriation	Fiscal 2018 Budget	Total Appropriation	Total
C0329 FY2012 ENERGY MANAGEMENT/IMPROVEMENTS	B	250	0	250	250
A project to develop a 5-10 year business plan for energy performance optimization.	P	650	0	650	650
	Total	900	0	900	900
C0331 FY2014 ELLICOTT CITY PARKING LOT ENHANCEMENT					
A project to plan, design and implement a set of improvements to publicly owned land currently designated as Lot D in Ellicott City.	R	200	0	200	200
	Total	200	0	200	200
C0332 FY2014 BUS STOP IMPROVEMENTS	B	240	0	240	240
A project to implement a series of systemic improvements to Howard Transit bus stops.	G	150	50	200	200
	P	300	320	620	620
	Total	690	370	1,060	1,060
C0333 FY2015 DETENTION CENTER RENOVATIONS	B	8,951	2,800	11,751	11,751
The Department of Corrections currently is facing severe challenges and regulatory mandates that must be resolved through the renovation and expansion of the Detention Center.	Total	8,951	2,800	11,751	11,751
C0334 FY2014 EMERGENCY ALTERNATIVE POWER	B	1,000	0	1,000	1,000
Relative to County facilities, implement a program to ensure continuity of operations in County facilities for purposes relative to essential functions during various emergency scenarios and make the necessary hardware modifications.	G	300	0	300	300
	Total	1,300	0	1,300	1,300
C0335 FY2014 COMMUNITY RESOURCES and SERVICES FACILITY/PROGRAM ENHANCEMENTS	B	250	200	450	450
A project to determine the additional facility needs for the Department of Community Resources and Services (DCRS).	P	50	0	50	50
	Total	300	200	500	500

Howard County, MD
FY 2018 Capital Budget Ordinance (\$000)
Program : GENERAL COUNTY PROJECTS

Project Information	Funding Source	Prior Appropriation	Fiscal 2018 Budget	Total Appropriation	Total
C0352 FY2017 SITE ACQUISITION FOR SCHOOL SITES AND ELEVATED WATER STORAGE FACILITIES	B	5,750	4,750	10,500	10,500
This project establishes a fund for school site acquisition that comes available on the market that meets the future needs of the County specifically to serve the Public interest to add or enhance the school system sites for new schools.	G	0	2,500	2,500	2,500
	M	5,000	0	5,000	5,000
	O	2,500	0	2,500	2,500
	P	0	5,000	5,000	5,000
	Total	13,250	12,250	25,500	25,500
C0353 FY2019 TRANSIT CENTER	O	0	0	0	0
A project for site selection, design and construction of a transit center.	Total	0	0	0	0
C0354 FY2019 BUILDING ACCESS CONTROL AND SECURITY ENHANCEMENTS	B	0	0	0	0
This project includes design and implementation of new and improved existing electronic security systems at a number of county facilities.	Total	0	0	0	0
C0355 FY2018 NEW SCHOOL MAINTENANCE SITE RENOVATION	B	0	5,798	5,798	5,798
This project will provide space for the HCPSS Maintenance Shop.	Total	0	5,798	5,798	5,798
C0356 FY2018 REHABILITATION TREATMENT CENTER	P	0	250	250	250
This project proposes to provide funding for a facility in Howard County to meet the critical need to assist with one of the greatest health challenges of opioid overdoses and death.	Total	0	250	250	250
C0357 FY2018 ELLICOTT CITY PARKING IMPROVEMENTS	B	0	200	200	200
A project to plan, design and implement parking improvements in Ellicott City.	Total	0	200	200	200
Total		521,396	154,455	675,851	675,851

Howard County, MD
FY 2018 Capital Budget Ordinance (\$000)
GENCO-GENERAL COUNTY PROJECTS

	Revenue Source	Prior Appropriation Total	Current FY	Appropriation Total	Total
B	BONDS	182,546	142,225	324,771	324,771
C	UTILITY CASH	5,530	0	5,530	5,530
G	GRANTS	81,924	2,920	84,844	84,844
L	LEASE	26,400	0	26,400	26,400
M	METRO DISTRICT BOND	5,000	0	5,000	5,000
O	OTHER SOURCES	62,205	714	62,919	62,919
P	PAY AS YOU GO	18,841	8,596	27,437	27,437
R	STORMWATER UTILITY FUNDING	1,700	0	1,700	1,700
T	TRANSFER TAX	250	0	250	250
TIF	TIF BONDS	137,000	0	137,000	137,000
Total		521,396	154,455	675,851	675,851

Fiscal 2018 Capital Budget

Project: C0290-COURTHOUSE RENOVATION/REPLACEMENT

GENERAL COUNTY PROJECTS

Number: C0290

Description

A project to expand and renovate and replace the existing courthouse. The effort will be to construct a new Judicial Function Building/Parking Garage, to add a new building addition to the Courthouse, and to renovate/upgrade interior spaces of the existing courthouse. The Dorsey Building site on Route 108 will be used for the new facility.

Justification

The project will provide:

1. New Judicial Function Building/Parking Garage which provides additional Court facilities short term & intermediate term requirements;
2. Single Entry Security Checkpoint with a sky bridge connection to existing Courthouse;
3. Two new Civil Courtrooms, with Judges Chambers;
4. Secure parking for Judges and Masters;
5. Greater functionality for Lobby, Jury Assembly Areas, Waiting Areas, and Circulation Atrium space;
6. Renovated existing functional space for Court expanding requirements;
7. Site work revisions for Judicial Building/Parking Garage.

Remarks

1. Initial programming phase of this project determination made that original proposed solution of two additional courtrooms and a sky bridge from existing parking lot would not meet long term needs of Circuit Court.
2. All stakeholders of Circuit Court were interviewed and a complete set of program of requirements were developed which identified current and future needs. Current funds to be used to maintain the existing Circuit Court Courthouse and for the P3 development process. Program of Requirements is for new Courthouse.
3. FY18 funding request represents public funding only.
4. Title changed FY2018. Previous Title: Courthouse Renovation.
5. The County's financial system will allow tracking spending related to renovation and proposed new building separately within the same project.
6. This project is planned to be separated into two projects in FY19.

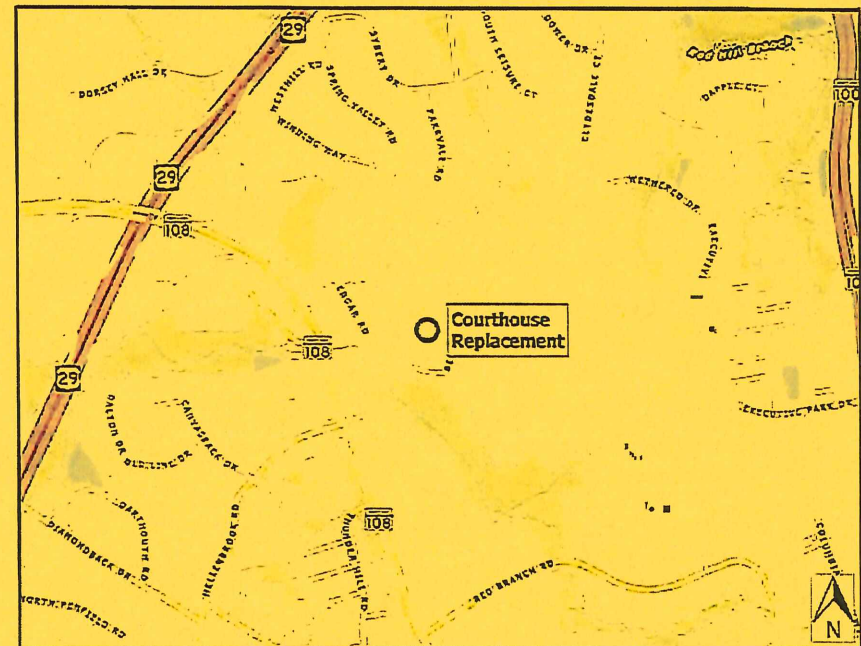
Project Schedule

FY18 - Complete RFQ, RFP and Award P3 (Public Private Partnership) contract.

Operating Budget Impact

Annual Bond Redemption \$ \$5,080,275

Private financing through annual availability payment in multi-year contracts will be shown in operating budget.



Project: C0338-FY2015 BROADBAND INSTALLATIONS

GENERAL COUNTY PROJECTS

Number: C0338

Description

The Broadband Installation project will improve the fiber installed through the ICBN grant and extend services to various organizations including adding additional county facilities to our fiber network. This will also be used for the equipment inside the building to light the fiber and provide services.

Justification

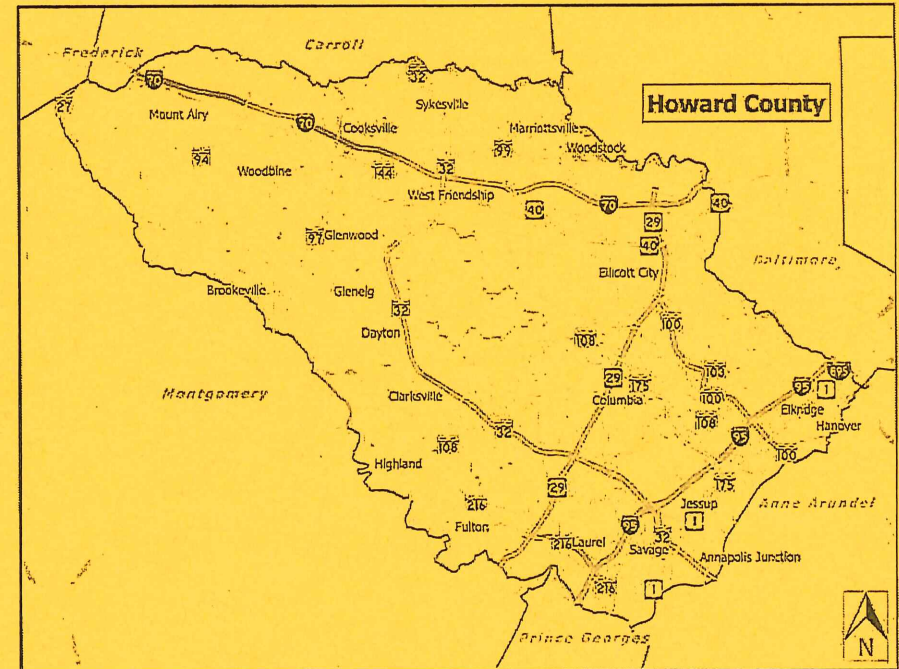
This is to help reduce overall leased line costs as well as provide equipment refreshes to support higher network speeds that are being requested.

Remarks

1. OTHER revenues are generated from bonds or capital lease.
2. Build out and infrastructure upgrades continue through fiscal year.
3. Fiber build out of laterals and backbone will also continue throughout fiscal year.

Project Schedule

Completion of infrastructure upgrades and continued expansion of fiber network .
Project is to be ongoing as need and demand exists.



Fiscal 2018 Capital Budget

Project: C0332-FY2014 BUS STOP IMPROVEMENTS

GENERAL COUNTY PROJECTS

Number: C0332

Description

A project to implement a series of systemic improvements to Howard Transit bus stops. These improvements may include the installation of bus shelters, concrete pads, bus stop signs, connecting sidewalks, curb cuts (consistent with ADA requirements), crosswalks, route map holders and other improvements. The Office of Transportation, in conjunction with the Department of Planning and Zoning, will determine the location and extent of these improvements.

Justification

A field survey of the Regional Transportation Agency (RTA) bus stops indicates that these improvements are needed for passenger access, safety, and comfort as well as to conform with ADA guidelines. The proposed improvements also seek to increase ridership on the local system by making stops more accessible and convenient.

Remarks

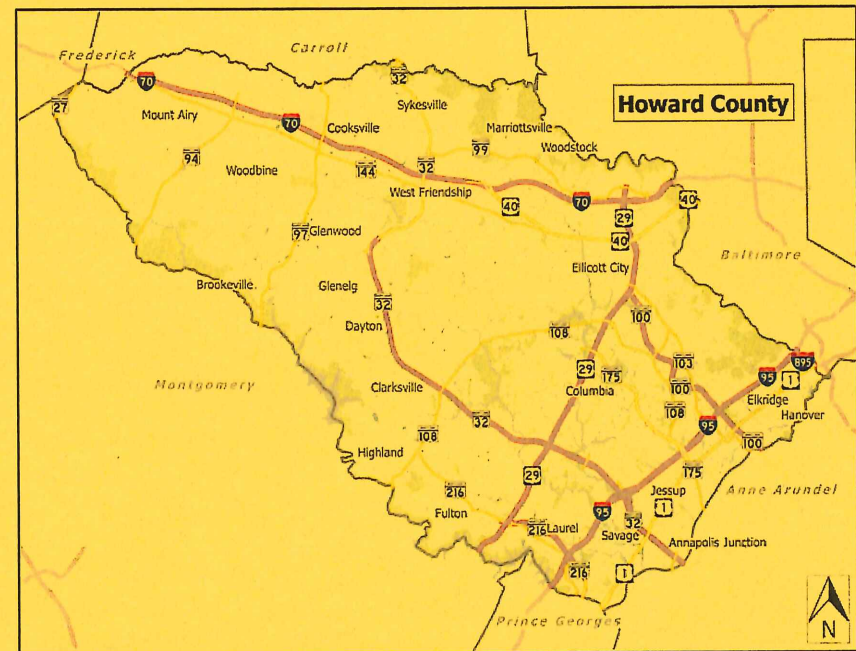
1. Installation of these improvements will comply with the Americans with Disabilities Act (ADA) regulations.
2. Grant funding through the Maryland Transit Administration for capital improvements is included in the budget.

Project Schedule

FY17 - Identification of locations and construction of bus stop improvements.
FY18 - Construction and Rehabilitation of bus stops.

Operating Budget Impact

Annual Bond Redemption \$ \$10,800



Fiscal 2018 Capital Budget

Project: FY2014 BUS STOP IMPROVEMENTS

GENERAL COUNTY PROJECTS

Number: C0332

(In Thousands)				Five Year Capital Program						Master Plan				
Appropriation Object Class	Prior Appr.	FY2018 Budget	Appr. Total	Fiscal 2019	Fiscal 2020	Fiscal 2021	Fiscal 2022	Fiscal 2023	Sub Total	Fiscal 2024	Fiscal 2025	Fiscal 2026	Fiscal 2027	Total Project
PLANS & ENGINEERING	85	20	105	20	20	20	20	20	100	20	20	0	0	245
LAND ACQUISITION	85	0	85	0	0	0	0	30	30	20	20	0	0	155
CONSTRUCTION	520	350	870	100	100	100	100	150	550	110	110	0	0	1,640
Total Expenditures	690	370	1,060	120	120	120	120	200	680	150	150	0	0	2,040
BONDS	240	0	240	0	0	0	0	0	0	0	0	0	0	240
GRANTS	150	50	200	50	50	50	50	50	250	50	50	0	0	550
PAY AS YOU GO	300	320	620	70	70	70	70	150	430	100	100	0	0	1,250
Total Funding	690	370	1,060	120	120	120	120	200	680	150	150	0	0	2,040

\$174,110 spent and encumbered through February 2017

\$74,110 spent and encumbered through February 2016

Project Status : FY18 - Engineering, Construction and Rehabilitation of bus stops.

FY 2017 Budget	690	200	890	150	150	150	150	150	750	150	0	0		1,790
Difference 2017 / 2018	0	170	170	(30)	(30)	(30)	(30)	50	(70)	0	150	0	0	250

Fiscal 2018 Capital Budget

Project: FY2014 BICYCLE PLAN PROJECTS

SIDEWALKS

Number: K5066

(In Thousands)				Five Year Capital Program						Master Plan				
Appropriation Object Class	Prior Appr.	FY2018 Budget	Appr. Total	Fiscal 2019	Fiscal 2020	Fiscal 2021	Fiscal 2022	Fiscal 2023	Sub Total	Fiscal 2024	Fiscal 2025	Fiscal 2026	Fiscal 2027	Total Project
PLANS & ENGINEERING	400	0	400	200	300	300	200	0	1,000	0	0	0	0	1,400
LAND ACQUISITION	210	0	210	100	300	300	200	0	900	0	0	0	0	1,110
CONSTRUCTION	1,250	731	1,981	1,500	1,200	1,200	1,100	0	5,000	0	0	0	0	6,981
Total Expenditures	1,860	731	2,591	1,800	1,800	1,800	1,500	0	6,900	0	0	0	0	9,491
BONDS	1,316	500	1,816	1,800	1,600	1,600	1,300	0	6,300	0	0	0	0	8,116
DEVELOPER CONTRIBUTION	100	4	104	0	100	100	100	0	300	0	0	0	0	404
GRANTS	444	127	571	0	100	100	100	0	300	0	0	0	0	871
PAY AS YOU GO	0	100	100	0	0	0	0	0	0	0	0	0	0	100
Total Funding	1,860	731	2,591	1,800	1,800	1,800	1,500	0	6,900	0	0	0	0	9,491

\$548,298 spent and encumbered through February 2017

\$335,920 spent and encumbered through February 2016

Project Status : Project Status: Projects completed: Pedestrian/Bicycle Improvements Cedar Ln 90% plans completed Dec. 2016 (MD bikeway grant); North Laurel connections planning and preliminary design (MD bikeway grant) completed Dec. 2016, 100% design to be completed in FY18. Sidewalk and ADA ramp upgrades at Shaker Drive near Cape Ann Drive; Fort Meade/NSA bike sign installations; bike friendly grates purchased as needed.

Bike lanes along Twin Rivers Road from Governor Warfield Pkwy to Broken Land Pkwy (Bike Howard Mid Term Network recommendation); Bike lanes along Broken Land Parkway from Twin Rivers Road to Mall Circle (Bike Howard Mid Term Network recommendation); Bike lanes along Shaker Drive/Eden Brook Road from Guilford Road to US29 ramp (Bike Howard Project #3); Bike lanes along Grace Drive from Quiet Night Ride to Cedar Lane (Bike Howard Project #1); Sharrows and Walk your bike signs installed in Historic Ellicott City (Bike Howard Project #14, CR35-2016).

FY18 Proposed Projects: Bike lanes along Centennial Ln from Old Annapolis Rd to Frederick Rd. (Bike Howard Project #18) three public meetings held in 2016, to be constructed in summer 2017; Pedestrian/Bicycle Improvements Cedar Ln 100% Plans FY17, land acquisition and Construction in FY18; North Laurel connections, final design; bike rack installations (MD grant over two years); bike friendly grates replacements; Pathway connections through Howard Community College from athletic fields to Little Patuxent Parkway including crosswalk across Hickory Ridge Road (BikeHoward #10); Automated bike/pedestrian counter installations (MD grant over 2 years).

FY 2017 Budget	1,860	1,800	3,660	1,800	1,500	0	0	0	3,300	0	0	0		6,960
Difference 2017 / 2018	0	(1,069)	(1,069)	0	300	1,800	1,500	0	3,600	0	0	0	0	2,531

Amendment 9 to Council Bill No. 40-2017

BY: Chairperson at the request
of the County Executive

Legislative Day No. 8
Date: May 24, 2017

Amendment No. 9

(This amendment makes various changes to the Capital Budget for Fiscal Year 2018 including, without limitation, the following:

A. *Funding Changes:*

- | | |
|---------------------------------------------------------------------|-----------------------------------------------------------------------------------------------------|
| 1. B3862 Retaining Walls | <i>Because of additional Federal and State grant funding, adds \$900,000 in Grant funding;</i> |
| 2a. C0317 Systemic Facility Improvements | <i>Adds \$2,000,000 in Bond funding;</i> |
| 2b. C0355 New School Maintenance Site Renovation | <i>Subtracts \$2,000,000 in Bond funding;</i> |
| 3a. C0346 Dayton Administration Building | <i>Subtracts \$965,000 in Bond funding;</i> |
| 3b. C0348 Modernization of Fleet and Highways shops | <i>Adds \$965,000 in Bond funding;</i> |
| 4. J4220 Developer/Shared Improvements | <i>Adds \$125,000 in Developer Contribution funding;</i> |
| 5. J4252 Systemic Infrastructure Improvements to Dntn Ellicott City | <i>To account for a State Bond bill that was not approved, subtracts \$500,000 in bond funding;</i> |
| 6. K5061 Pedestrian Master Plan | <i>Subtracts \$166,000 in grant funding;</i> |
| 7. M0536 Nursing and ST Building Renovations | <i>Because a state grant was deferred to FY19, subtracts \$1,000,000 in grant funding;</i> |

8. *N3957 Troy Park & Historic Rehabilitation* *Because a grant was overstated, subtracts \$371,000 in grant funding;*
 9. *W8289 Water Meter Battery Replacement* *Substitutes lease funding for In-Aid-Funding by adding \$3,000,000 in Lease funding and subtracting \$3,000,000 in In-Aid-Funding;*
 10. *W8913 Developer Rebates Water & Sewer* *Subtracts \$2,000,000 in In-Aid-Funding;*
- B. Project text changes for the following projects:*
1. *B3862 Retaining Walls* *Clarifies in remarks that grant funding is both Federal and State;*
 2. *C0290 Courthouse Renovation/Replacement* *Adds "and replace" in the first line of the description and adds remark 5;*
 3. *C0317 Systemic Facility Improvements* *Adds in the Project Schedule, under FY18: "Expenditures for New school Maintenance site Renovation until new FY18 capital project is effective";*
 4. *C0319 Tax Increment Financing Projects* *Adds a second sentence in Justification to refer to potential public improvement needs in other TIF and Special Tax Districts;*
 5. *C0335 Citizen Services Facility/Program Enhancements* *Amends the title to be "Community Resources and Services Facility/Program enhancements" and corrects a reference to the Department in the description;*
 6. *C0338 Broadband Installations* *Clarifies in remark 1 that "Other revenues are generated from fee-supported bonds or capital lease.";*
 7. *C0339 Broadband Installations Non-County Government* *Clarifies in remarks that "Other revenues are generated from fee-supported bonds or capital lease.";*

- | | |
|----------------------------------------------------------------------|--------------------------------------------------------------------------------------------------------------------------------------|
| 8. C0340 Broadband Installations Non-Government | Clarifies in remarks that “Other revenues are generated from fee-supported bonds or capital lease.”; |
| 9. C0346 Dayton Administration Building | Adds under Project Schedule “FY18 – Defund and close”; |
| 10. C0348 Modernization of Fleet and Highways Shops | Adds Remark 2 that the project will be consolidated with C0346 funding; |
| 11. D1157 St. Johns Lane Vicinity Drainage | Adds Dado Court to Phase V and adds \$100,000 in FY 19; |
| 12. J4252 Systemic Infrastructure Improvements to DNTN Ellicott City | Amends remark 3 to clarify that the State Bond Bill was not received and moves funding to FY19; |
| 13. K5067 ADA Ramps Comprehensive Study | Adds remark 2 to reference to K5068; |
| 14. M0536 Nursing and ST Building Renovations | Shows grant funding in FY19; |
| 15. N3957 Troy Park & Historic Rehabilitation | Clarifies the amount of grant revenue adjustment in FY 18 by noting that the request includes a grant venue adjustment of \$500,000; |
| 16. P4928 New/Third Police Station | Amends the Description; and |
| 17. W8913 Developer Rebates Water & Sewer | Adds a remark that defunding represents Financial reconciliation. |

C. Closes the following projects:

1. P4927 Criminal Investigations Bldg .)

Remove pages 174, 175, 177, 178, 180, 182, 183, 209, 211-213, 214-216, 220-222, 225, 227, 228, 229, 243, 247, and 248 from the Capital Budget for Fiscal Year 2018, attached to the Bill as introduced, and replace with the substitute pages 174, 175, 177, 178, 180, 182, 183, 209, 211-213, 214-216, 220-222, 225, 227, 228, 229, 243, 247, and 248 as attached to this Amendment. In the Capital Budget Detail, make the funding changes included in Part A of this Amendment.

In the Capital Budget Detail, remove both Detail Pages for the following Capital Projects and

1 substitute revised Detail Pages, as attached to this Amendment:

- 2 1. B3862, Retaining Walls (reflects A(1) and B(1) above);
- 3 2. C0317, Systemic Facility Improvement (reflects A(2a) and B(3) above);
- 4 3. C0335, Citizen Services Facility/Program Enhancements (reflects B(5) above);
- 5 4. C0346, Dayton Administration Building(reflects A(3a) and B(9) above);
- 6 5. C0348, Modernization of Fleet and Highways Shops (reflects A(3b) and B(10) above);
- 7 6. D1157, St. Johns Lane Vicinity Drainage (reflects B(11) above);
- 8 7. J4252, Systemic Infrastructure Improvements to DNTN Ellicott City (reflects A(5) and B(12)
- 9 above);
- 10 8. N3957 Troy Park & Historic Rehabilitation (reflects A(8) and B(15) above);
- 11 9. W8913 Developer Rebates Water & Sewer (reflects B(17) above);

12
13 In the Capital Budget Detail, remove the first Detail Page only for the following Capital Projects
14 and substitute the revised first Detail Page as attached to this Amendment:

- 15 1. C0290, Courthouse Renovation/Replacement (reflects B(2) above);
- 16 2. C0319, Tax Increment Financing Projects(reflects B(4) above);
- 17 3. C0338, Broadband Installations (reflects B(6) above);
- 18 4. C0339, Broadband Installations Non-County Government (reflects B(7) above);
- 19 5. C0340, Broadband Installations Non-Government (reflects B(8) above);
- 20 6. K5067, ADA Ramps Compressive Study Program (reflects B(13) above);
- 21 7. P4928 New/Third Police Station (reflects B(16) above);

22
23 In the Capital Budget Detail, remove the second Detail Page only for the following Capital
24 Projects and substitute the revised second Detail Page as attached to this Amendment:

- 25 1. C0355 New School Maintenance Site Renovation (reflects A(2b) above);
- 26 2. J4220 Developer/County Shared Improvements (reflects A(6) above);
- 27 3. K5061 Pedestrian Plan Projects (reflects A(6) above);
- 28 4. M0536, Nursing and ST Building Renovations (reflects A(7) above);
- 29 5. W8289, Water Meter Battery Replacement (reflects A(9) above);

30
31 In the Capital Budget Detail, remove both Detail Pages to close project:

- 32 1. P4927 Criminal Investigations Bureau Bldg/Warfield Addition (reflects C(1) above);
- 33

Howard County, MD
FY 2018 Capital Budget Ordinance (\$000)
Program : BRIDGE PROJECTS

Project Information	Funding Source	Prior Appropriation	Fiscal 2018 Budget	Total Appropriation	Total
B3853 FY2000 EMERGENCY STRUCTURE RECONSTRUCTION					
A fund for Howard County to undertake construction and repair of bridges, culverts and retaining walls requiring prompt action.					
	Total	4,729	0	4,729	4,729
B3857 FY2001 SYSTEMIC STRUCTURE IMPROVEMENTS					
A project for specialized renovation items for bridges and retaining walls throughout the County.					
	B	1,480	100	1,580	1,580
	P	516	0	516	516
	Total	1,996	100	2,096	2,096
B3858 FY2019 PFEFFERKORN ROAD BRIDGE (HO-31)					
A project for the design and construction of a bridge replacement for Pfefferkorn Road over Middle Patuxent River.					
	B	0	0	0	0
	Total	0	0	0	0
B3860 FY2016 CARROLL MILL ROAD BRIDGE REPLACEMENT (H0-23)					
A project for the design and construction of a replacement structure for the Carroll Mill Road bridge over Benson Branch.					
	B	250	100	350	350
	Total	250	100	350	350
B3862 FY2013 RETAINING WALLS					
A Countywide project for the repair, re-conditioning and development of new retaining walls.					
	B	1,250	300	1,550	1,550
	G	0	1,100	1,100	1,100
	Total	1,250	1,400	2,650	2,650
B3863 FY2013 DOWNTOWN COLUMBIA-OAKLAND MILLS CONNECTION IMPROVEMENTS					
A project to provide a feasibility study, design and construction of enhancements to existing and potential future connections over US29.					
	B	450	500	950	950
	O	500	0	500	500
	Total	950	500	1,450	1,450
Total		19,583	2,275	21,858	21,858

**Howard County, MD
FY 2018 Capital Budget Ordinance (\$000)
BRIDGE-BRIDGE PROJECTS**

	Revenue Source	Prior Appropriation Total	Current FY	Appropriation Total	Total
B	BONDS	12,248	1,133	13,381	13,381
D	DEVELOPER CONTRIBUTION	0	42	42	42
G	GRANTS	4,680	1,100	5,780	5,780
O	OTHER SOURCES	500	0	500	500
P	PAY AS YOU GO	2,155	0	2,155	2,155
Total		19,583	2,275	21,858	21,858

Howard County, MD
FY 2018 Capital Budget Ordinance (\$000)
Program : GENERAL COUNTY PROJECTS

Project Information	Funding Source	Prior Appropriation	Fiscal 2018 Budget	Total Appropriation	Total
C0287 FY2002 COMMUNITY RENEWAL / ENHANCEMENTS A project to design and implement a series of pedestrian improvements, streetscape enhancements and repair or enhancement of public green spaces.	P	350	0	350	350
	Total	1,389	0	1,389	1,389
C0289 FY2002 TRANSIT OPERATION REPAIR FACILITY A project for site selection, acquisition, design and construction of a multi-jurisdictional transit facility.	B	3,886	0	3,886	3,886
	G	7,906	0	7,906	7,906
	O	1,264	0	1,264	1,264
	P	2,563	0	2,563	2,563
	Total	15,619	0	15,619	15,619
C0290 COURTHOUSE RENOVATION/REPLACEMENT A project to expand and renovate and replace the existing courthouse.	B	7,895	105,000	112,895	112,895
	P	985	0	985	985
	Total	8,880	105,000	113,880	113,880
C0298 FY2005 US 40 CORRIDOR ENHANCEMENT A project to plan, design and implement improvements, including sidewalks, landscaping, street trees, median and gateway enhancements within public right-of-way and to develop a corridor design manual to guide site design on adjacent properties.	B	700	0	700	700
	G	50	0	50	50
	O	100	0	100	100
	P	200	0	200	200
	Total	1,050	0	1,050	1,050
C0299 FY2005 WASTE MANAGEMENT IMPROVEMENTS A project for the design and construction of capital improvements at the Alpha Ridge Solid Waste Facility, New Cut and Carrs Mill Landfills.	B	5,269	0	5,269	5,269
	O	17,597	0	17,597	17,597
	P	200	0	200	200
	Total	23,066	0	23,066	23,066
C0301 FY2005 TECHNOLOGY INFRASTRUCTURE UPGRADES A project to upgrade infrastructure of the County's Local Area Networks and Wide Area Networks.	B	18,801	1,750	20,551	20,551
	P	885	0	885	885
	Total	19,686	1,750	21,436	21,436

Howard County, MD
FY 2018 Capital Budget Ordinance (\$000)
Program : GENERAL COUNTY PROJECTS

Project Information	Funding Source	Prior Appropriation	Fiscal 2018 Budget	Total Appropriation	Total
C0309 FY2007 LAND ACQUISITION CONTINGENCY RESERVE A fund for acquisition of land that comes available on the market that meets the future needs of the County to serve the public interest and no funded Capital Project exists.	B	21,895	0	21,895	21,895
	O	1,500	0	1,500	1,500
	P	5,300	0	5,300	5,300
	Total	28,695	0	28,695	28,695
C0311 FY2007 PUBLIC SAFETY RADIO SYSTEM ENHANCEMENTS Enhancements to 800 MHz Motorola Astro trunking radio system for Public Safety.	B	8,100	6,150	14,250	14,250
	L	10,400	0	10,400	10,400
	O	500	0	500	500
	Total	19,000	6,150	25,150	25,150
C0312 FY2007 ENTERPRISE RESOURCE PLANNING SYSTEM The County currently is utilizing SAP ERP software solution as the system of Financial Accounting, Purchasing and Utility Water and Sewer billing.	B	10,060	0	10,060	10,060
	C	5,530	0	5,530	5,530
	P	2,700	0	2,700	2,700
	Total	18,290	0	18,290	18,290
C0313 FY2008 ENVIRONMENTAL COMPLIANCE CONSTRUCTION A project to support environmental compliance activities for County Facilities.	B	10,726	1,503	12,229	12,229
	P	200	0	200	200
	Total	10,926	1,503	12,429	12,429
C0315 FY2009 PUBLIC SAFETY SYSTEM ENHANCEMENTS This project will provide a variety of functionality enhancements for the County's existing Public Safety System.	B	3,670	1,100	4,770	4,770
	O	950	0	950	950
	Total	4,620	1,100	5,720	5,720
C0317 FY2013 SYSTEMIC FACILITY IMPROVEMENTS A project to improve or upgrade the physical plant of public buildings, their equipment and systems, to replace plants/systems which have deteriorated beyond routine maintenance or provide for system management initiatives.	B	34,975	11,800	46,775	46,775
	L	15,000	0	15,000	15,000
	O	0	64	64	64
	P	0	3,000	3,000	3,000
	Total	49,975	14,864	64,839	64,839

Howard County, MD
FY 2018 Capital Budget Ordinance (\$000)
Program : GENERAL COUNTY PROJECTS

Project Information	Funding Source	Prior Appropriation	Fiscal 2018 Budget	Total Appropriation	Total
C0329 FY2012 ENERGY MANAGEMENT/IMPROVEMENTS	B	250	0	250	250
A project to develop a 5-10 year business plan for energy performance optimization.	P	650	0	650	650
	Total	900	0	900	900
C0331 FY2014 ELLICOTT CITY PARKING LOT ENHANCEMENT	R	200	0	200	200
A project to plan, design and implement a set of improvements to publicly owned land currently designated as Lot D in Ellicott City.	Total	200	0	200	200
C0332 FY2014 BUS STOP IMPROVEMENTS	B	240	0	240	240
A project to implement a series of systemic improvements to Howard Transit bus stops.	G	150	50	200	200
	P	300	70	370	370
	Total	690	120	810	810
C0333 FY2015 DETENTION CENTER RENOVATIONS	B	8,951	2,800	11,751	11,751
The Department of Corrections currently is facing severe challenges and regulatory mandates that must be resolved through the renovation and expansion of the Detention Center.	Total	8,951	2,800	11,751	11,751
C0334 FY2014 EMERGENCY ALTERNATIVE POWER	B	1,000	0	1,000	1,000
Relative to County facilities, implement a program to ensure continuity of operations in County facilities for purposes relative to essential functions during various emergency scenarios and make the necessary hardware modifications.	G	300	0	300	300
	Total	1,300	0	1,300	1,300
C0335 FY2014 COMMUNITY RESOURCES and SERVICES FACILITY/PROGRAM ENHANCEMENTS	B	250	200	450	450
A project to determine the additional facility needs for the Department of Community Resources and Services (DCRS).	P	50	0	50	50
	Total	300	200	500	500

Howard County, MD
FY 2018 Capital Budget Ordinance (\$000)
Program : GENERAL COUNTY PROJECTS

Project Information	Funding Source	Prior Appropriation	Fiscal 2018 Budget	Total Appropriation	Total
C0342 FY2019 CLARKSVILLE PARKING GARAGE This project is for the design, construction and construction management of a parking garage on Clarksville Pike, Clarksville Maryland.	B	0	0	0	0
Total		0	0	0	0
C0343 FY2016 SALT STORAGE FACILITY This project will provide for the storage of salt and liquid de-icing material for the winter season.	B	1,000	0	1,000	1,000
Total		1,000	0	1,000	1,000
C0344 FY2016 SOUTHEAST INFRASTRUCTURE IMPROVEMENTS A project to plan, design and construct a series of infrastructure improvements targeted within the southeast area of the US1 corridor.	B	50	250	300	300
	G	100	0	100	100
	O	0	250	250	250
Total		150	500	650	650
C0346 FY2017 DAYTON ADMINISTRATION BUILDING This project will provide for the replacement of an aging trailer currently used for the Highways Administration functions.	B	1,000	-965	35	35
Total		1,000	-965	35	35
C0348 FY2017 MODERNIZATION OF FLEET AND HIGHWAYS SHOPS A project for the master planning, design, construction of new facilities and renovation of existing County Fleet and Highways Facilities to modernize the facilities.	B	900	965	1,865	1,865
Total		900	965	1,865	1,865
C0349 FY2017 ENVIRONMENTAL COMPLIANCE OPERATIONS A project to support environmental compliance activities for County Facilities.	B	375	0	375	375
Total		375	0	375	375
C0350 FY2017 NEW BUDGET SYSTEM The Budget Application project has been established to purchase and implement a new budget system for improved efficiencies, transparency and presentation.	B	250	250	500	500
Total		250	250	500	500
C0351 FY2017 HARRIET TUBMAN REMEDIATION This project will provide for Harriett Tubman High School remediation of hazardous containing material such as ACM, lead, PCB, fuel.	B	20	250	270	270
	G	0	300	300	300
Total		20	550	570	570

Howard County, MD
FY 2018 Capital Budget Ordinance (\$000)
Program : GENERAL COUNTY PROJECTS

Project Information	Funding Source	Prior Appropriation	Fiscal 2018 Budget	Total Appropriation	Total
C0352 FY2017 SITE ACQUISITION FOR SCHOOL SITES AND ELEVATED WATER STORAGE FACILITIES This project establishes a fund for school site acquisition that comes available on the market that meets the future needs of the County specifically to serve the Public interest to add or enhance the school system sites for new schools.	B	5,750	4,750	10,500	10,500
	G	0	2,500	2,500	2,500
	M	5,000	0	5,000	5,000
	O	2,500	0	2,500	2,500
	P	0	5,000	5,000	5,000
	Total	13,250	12,250	25,500	25,500
C0353 FY2019 TRANSIT CENTER A project for site selection, design and construction of a transit center.	O	0	0	0	0
	Total	0	0	0	0
C0354 FY2019 BUILDING ACCESS CONTROL AND SECURITY ENHANCEMENTS This project includes design and implementation of new and improved existing electronic security systems at a number of county facilities.	B	0	0	0	0
	Total	0	0	0	0
C0355 FY2018 NEW SCHOOL MAINTENANCE SITE RENOVATION This project will provide space for the HCPSS Maintenance Shop.	B	0	5,798	5,798	5,798
	Total	0	5,798	5,798	5,798
C0356 FY2018 REHABILITATION TREATMENT CENTER This project proposes to provide funding for a facility in Howard County to meet the critical need to assist with one of the greatest health challenges of opioid overdoses and death.	P	0	250	250	250
	Total	0	250	250	250
C0357 FY2018 ELLICOTT CITY PARKING IMPROVEMENTS A project to plan, design and implement parking improvements in Ellicott City.	B	0	200	200	200
	Total	0	200	200	200
Total		521,396	154,205	675,601	675,601

Howard County, MD
FY 2018 Capital Budget Ordinance (\$000)
Program : ROAD CONSTRUCTION PROJECTS

Project Information	Funding Source	Prior Appropriation	Fiscal 2018 Budget	Total Appropriation	Total
J4220 FY2014 DEVELOPER/COUNTY SHARED IMPROVEMENTS	B	0	0	0	0
A project to facilitate the design, land acquisition and construction of roadway modifications and their appurtenances at various intersections or roadway segments.	D	225	125	350	350
	X	500	0	500	500
	Total	725	125	850	850
J4222 FY2008 SNOWDEN RIVER PARKWAY WIDENING BROKENLAND TO OAKLAND MILLS	B	0	0	0	0
A project to design and construct a widening of Snowden River Parkway (intermediate arterial) by adding a third lane and sidewalks from Broken Land Parkway to Oakland Mills Road.	D	130	0	130	130
	X	2,795	0	2,795	2,795
	Total	2,925	0	2,925	2,925
J4225 FY2008 ELLICOTT CENTER DR CONNECTION to ROGERS	X	1,860	0	1,860	1,860
A project to design and construct a road to connect Ellicott Center Drive to Rogers Avenue.	Total	1,860	0	1,860	1,860
J4226 FY2008 ROAD PROJECTS CONTINGENCY FUND	B	550	0	550	550
A project to provide funds for unanticipated needs related to bridges and roadways.	X	1,450	0	1,450	1,450
	Total	2,000	0	2,000	2,000
J4228 FY2008 ILCHESTER and LANDING ROAD INTERSECT	B	925	0	925	925
A project to realign the intersection of Landing Road with Ilchester Road so that Landing Road intersects Ilchester Road directly across from Ilchester Point Court.	D	75	0	75	75
	Total	1,000	0	1,000	1,000
J4229 FY2008 WHISKEY BOTTOM ROAD IMPROVEMENTS	D	300	0	300	300
A project to design and construct improvements to Whiskey Bottom Road from just west of US1 to the Anne Arundel County Line.	O	520	0	520	520
	Total	820	0	820	820
J4230 FY2017 SANNER ROAD IMPROVEMENTS	B	150	0	150	150
A project to provide bicycle compatibility by widening the existing 10-foot lanes to 12 feet and filling in the missing shoulders along both sides of the road.	Total	150	0	150	150

Howard County, MD
FY 2018 Capital Budget Ordinance (\$000)
Program : ROAD CONSTRUCTION PROJECTS

Project Information	Funding Source	Prior Appropriation	Fiscal 2018 Budget	Total Appropriation	Total
J4245 FY2016 SCENIC ROADS ENHANCEMENT A project to plan, design, and install enhancements at certain historic or high visibility locations along the National Scenic Byway or County scenic roads.	Total	230	0	230	230
J4246 FY2018 OLD MONTGOMERY ROAD AT BRIGHTFIELD ROAD INTERSECTION IMPROVEMENTS A project to reconfigure the intersection of Old Montgomery Road and Brightfield Road for safety and increased capacity.	B	0	200	200	200
	Total	0	200	200	200
J4247 FY2017 KIT KAT ROAD A project to improve the safety of Kit Kat Road by widening the road enough to allow for the traffic to be able to pass each other more easily.	B	25	150	175	175
	Total	25	150	175	175
J4248 FY2017 SAVAGE AREA COMPLETE STREETS The project includes complete street improvements in Savage, Maryland to enhance multimodal travel for pedestrians, bicyclists, transit, and automobiles.	B	325	0	325	325
	Total	325	0	325	325
J4249 FY2017 MD 100 AT MD 103 A project to design and construct a replacement of the roundabouts of MD103 on the north and south sides of MD100 with a diverging diamond interchange in order to increase the capacity of the interchange.	B	250	0	250	250
	D	500	0	500	500
	O	0	3,250	3,250	3,250
	X	0	1,750	1,750	1,750
	Total	750	5,000	5,750	5,750
J4250 FY2019 HOWARD ROAD IMPROVEMENTS A project to improve the safety of Howard Road north of Big Branch Drive.	B	0	0	0	0
	Total	0	0	0	0
J4251 FY2018 LIME KILN ROAD IMPROVEMENTS A project to improve the roadway and drainage along Lime Kiln Road between MD 216 and Reservoir Road.	B	0	150	150	150
	Total	0	150	150	150
J4252 FY2019 SYSTEMIC INFRASTRUCTURE IMPROVEMENTS TO DNTN ELLICOTT CITY A project to improve or upgrade road and drainage infrastructure systems as a result of the 2016 Ellicott City Flood.	B	0	0	0	0
	G	0	0	0	0
	Total	0	0	0	0

Howard County, MD
FY 2018 Capital Budget Ordinance (\$000)
Program : ROAD CONSTRUCTION PROJECTS

Project Information	Funding Source	Prior Appropriation	Fiscal 2018 Budget	Total Appropriation	Total
J4711 FY2011 DEVELOPER INSPECTION PROGRAM	D	9,000	0	9,000	9,000
A project to provide engineering and related services, computer management, asset management, inspection, testing, staff training, supplies, tools, equipment and vehicles necessary for site inspections for the implementation of developer projects that make additions to the public road and storm water management systems.					
	Total	9,000	0	9,000	9,000
Total		225,535	5,225	230,760	230,760

Howard County, MD
FY 2018 Capital Budget Ordinance (\$000)
ROAD-ROAD CONSTRUCTION PROJECTS

	Revenue Source	Prior Appropriation Total	Current FY	Appropriation Total	Total
B	BONDS	24,759	1,850	26,609	26,609
D	DEVELOPER CONTRIBUTION	23,540	125	23,665	23,665
E	EXCISE TAX	17,922	0	17,922	17,922
G	GRANTS	1,580	0	1,580	1,580
O	OTHER SOURCES	1,549	3,250	4,799	4,799
P	PAY AS YOU GO	908	0	908	908
X	EXCISE TAX BACKED BONDS	155,277	0	155,277	155,277
Total		225,535	5,225	230,760	230,760

Howard County, MD
FY 2018 Capital Budget Ordinance (\$000)
Program : SIDEWALKS

Project Information	Funding Source	Prior Appropriation	Fiscal 2018 Budget	Total Appropriation	Total
K5035 FY1998 SCHOOL ROUTE PATHWAYS or SIDEWALKS	B	933	300	1,233	1,233
This project is for the installation of sidewalks and/or pathways to provide for improved routes for school children.	P	155	0	155	155
	Total	1,088	300	1,388	1,388
K5036 FY1998 ROUTINE SIDEWALK / WALKWAY EXTENSIONS	B	820	200	1,020	1,020
A project to design and construct routine sidewalk and walkway extensions up to about 1,000 feet in length.	D	50	0	50	50
	Total	870	200	1,070	1,070
K5040 FY2005 GUILFORD RD PEDESTRIAN/BIKE IMPROVE	B	685	0	685	685
A project for the design and construction of sidewalk on one or both sides of Guilford Road between Oakland Mills Road and US1.	P	40	0	40	40
	Total	725	0	725	725
K5043 SIDEWALK REPAIR PROGRAM	B	790	0	790	790
This project is for the repair of deteriorated sidewalks and driveway aprons that are in the public rights-of-way.	O	481	0	481	481
	P	2,899	495	3,394	3,394
	Total	4,170	495	4,665	4,665
K5054 FY2003 ROADSIDE IMPROVEMENT PROGRAM	B	1,965	0	1,965	1,965
This project is to repair, replace or install sidewalks and ramps for disability areas, curbs, trees, and guardrails to comply with applicable Federal, State and County codes, and to reduce liabilities due to deteriorating appurtenances within County rights-of-way.	D	350	0	350	350
	P	1,400	0	1,400	1,400
	Total	3,715	0	3,715	3,715
K5061 FY2007 PEDESTRIAN PLAN PROJECTS	B	1,191	250	1,441	1,441
A project for the ongoing evaluation, design and construction of pedestrian improvements listed in the Howard County Pedestrian Master Plan.	D	300	0	300	300
	G	386	-166	220	220
	P	750	0	750	750
	Total	2,627	84	2,711	2,711

Howard County, MD
FY 2018 Capital Budget Ordinance (\$000)
Program : SIDEWALKS

Project Information	Funding Source	Prior Appropriation	Fiscal 2018 Budget	Total Appropriation	Total
K5062 FY2009 STATE ROADS SIDEWALK RETROFIT PROGRAM A project to design and construct improved pedestrian access along State roads.	B	200	0	200	200
	G	100	0	100	100
	Total	300	0	300	300
K5063 FY2017 NORTH LAUREL ROAD SIDEWALK A project for the design and construction of a sidewalk along the southwest side of North Laurel Road from Linville Ave to US1.	B	0	75	75	75
	Total	0	75	75	75
K5064 FY2017 MISSION ROAD SIDEWALK A project to install sidewalk along parts of Mission Road.	B	0	75	75	75
	Total	0	75	75	75
K5065 FY2018 DONCASTER DRIVE SIDEWALK A project to construct approximately 1,200 LF of sidewalk along Doncaster Drive from Roundhill Road to Hale Haven Road.	P	0	50	50	50
	Total	0	50	50	50
K5066 FY2014 BICYCLE PLAN PROJECTS A project for the implementation of the comprehensive Howard County Bicycle Master Plan.	B	1,316	500	1,816	1,816
	D	100	4	104	104
	G	444	127	571	571
	P	0	100	100	100
	Total	1,860	731	2,591	2,591
K5067 ADA RAMPS COMPREHENSIVE STUDY PROGRAM A program to self-evaluate Countywide ramps and curb cuts in compliance with American with Disabilities Act 1990 (ADA) requirements.	P	0	0	0	0
	Total	0	0	0	0
K5068 ADA RAMPS UPGRADE PROGRAM A program to upgrade sidewalk ramps and curb cuts in compliance with Federal Americans with Disabilities Act 1990 (ADA) requirements.	B	500	400	900	900
	Total	500	400	900	900
K5069 BITUMINOUS CURB REPLACEMENT PROGRAM A program to replace bituminous curbs with concrete ones.	B	500	400	900	900
	Total	500	400	900	900
Total		16,355	2,810	19,165	19,165

Howard County, MD
FY 2018 Capital Budget Ordinance (\$000)
SIDE-SIDEWALKS

Revenue Source		Prior Appropriation Total	Current FY	Appropriation Total	Total
B	BONDS	8,900	2,200	11,100	11,100
D	DEVELOPER CONTRIBUTION	800	4	804	804
G	GRANTS	930	-39	891	891
O	OTHER SOURCES	481	0	481	481
P	PAY AS YOU GO	5,244	645	5,889	5,889
Total		16,355	2,810	19,165	19,165

Howard County, MD
FY 2018 Capital Budget Ordinance (\$000)
Program : HOWARD COMMUNITY COLLEGE

Project Information	Funding Source	Prior Appropriation	Fiscal 2018 Budget	Total Appropriation	Total
M0536 FY2015 NURSING and ST BUILDING RENOVATIONS	B	1,679	11,430	13,109	13,109
Renovate the Nursing Building and ST Building of approximately 107,000 GSF following the move of health sciences programs and science, engineering and technology programs into their new buildings.	G	1,581	9,592	11,173	11,173
	Total	3,260	21,022	24,282	24,282
M0539 FY2020 MATHEMATICS BUILDING	B	0	0	0	0
The purpose of this project is to design and construct a new mathematics building of approximately 70,000 GSF.	G	0	0	0	0
	Total	0	0	0	0
M0542 FY2016 CAMPUS ROADWAYS and PARKING	B	2,683	0	2,683	2,683
Provide required modifications to campus roadways and parking to accommodate necessary changes to vehicular and pedestrian traffic patterns.	CC	7,717	0	7,717	7,717
	G	0	0	0	0
	O	6,000	0	6,000	6,000
	Total	16,400	0	16,400	16,400
M0543 FY2012 SCIENCE ENGINEERING and TECHNOLOGY BLDG	B	38,268	0	38,268	38,268
Design and construct a science, engineering, and technology building of approximately 145,300 GSF.	G	38,268	0	38,268	38,268
	O	230	0	230	230
	Total	76,766	0	76,766	76,766
M0545 FY2025 MAINTENANCE BUILDING	B	0	0	0	0
The purpose of this project is to obtain a maintenance building to support plant operations and facilities.	G	0	0	0	0
	Total	0	0	0	0
M0546 FY2022 ATHLETIC and FITNESS CENTER	B	0	0	0	0
Construct a new athletic and fitness center of approximately 110,000 gross square feet to replace the existing facility constructed in 1969.	G	0	0	0	0
	Total	0	0	0	0

Howard County, MD
FY 2018 Capital Budget Ordinance (\$000)
Program : HOWARD COMMUNITY COLLEGE

Project Information	Funding Source	Prior Appropriation	Fiscal 2018 Budget	Total Appropriation	Total
M0547 FY2026 CONTINUING EDUCATION BUILDING	B	0	0	0	0
Construct a new continuing education and workforce development facility of approximately 60,000 GSF to support noncredit courses, contract credit courses, and professional services to individuals, county agencies, and employers throughout the State of Maryland.	G	0	0	0	0
	Total	0	0	0	0
M0550 FY2017 SYSTEMIC RENOVATIONS	B	2,228	2,228	4,456	4,456
This project addresses campuswide systemic renovations and deferred maintenance.	Total	2,228	2,228	4,456	4,456
Total		98,654	23,250	121,904	121,904

Howard County, MD
FY 2018 Capital Budget Ordinance (\$000)
HCC-HOWARD COMMUNITY COLLEGE

	Revenue Source	Prior Appropriation Total	Current FY	Appropriation Total	Total
B	BONDS	44,858	13,658	58,516	58,516
CC	COLLEGE REVENUE BACKED BOND	7,717	0	7,717	7,717
G	GRANTS	39,849	9,592	49,441	49,441
O	OTHER SOURCES	6,230	0	6,230	6,230
Total		98,654	23,250	121,904	121,904

Howard County, MD
FY 2018 Capital Budget Ordinance (\$000)
Program : PARKS PROJECTS

Project Information	Funding Source	Prior Appropriation	Fiscal 2018 Budget	Total Appropriation	Total
N3953 FY2000 CENTENNIAL LAKE RESTORATION	B	21	0	21	21
A project to design and construct improvements to Centennial Lake to include dredging, artificial aeration, and shoreline stabilization.	P	66	0	66	66
	Total	87	0	87	87
N3957 FY2003 TROY PARK & HISTORIC REHABILITATION	B	18,585	0	18,585	18,585
A project to acquire an additional 5 acres, rehabilitate an 1820 historic house, and design and construct a 106-acre Regional Park and Community Center/Athletic Complex at MD100 and US1.	G	2,572	500	3,072	3,072
	O	5	100	105	105
	T	1,381	0	1,381	1,381
	Total	22,543	600	23,143	23,143
N3958 FY2003 HISTORIC STRUCTURES REHABILITATION	B	900	150	1,050	1,050
This project creates a fund for the preservation and rehabilitation of historic properties under the management of the Department of Recreation and Parks.	G	190	130	320	320
	O	4,055	0	4,055	4,055
	P	222	0	222	222
	T	3,771	100	3,871	3,871
	Total	9,138	380	9,518	9,518
N3959 FY2005 PATAPSCO FEMALE INSTITUTE SITE WORK	B	1,150	0	1,150	1,150
A project to design and construct site improvements related to the historic Patapsco Female Institute located on Sarah's Lane in Ellicott City.	T	387	0	387	387
	Total	1,537	0	1,537	1,537
N3960 FY2006 ROBINSON PROPERTY NATURE CENTER	B	12,355	0	12,355	12,355
A project to design and construct a nature center and related site improvements on the former Robinson property located at Cedar Lane and Harriet Tubman Lane.	G	1,864	469	2,333	2,333
	O	1,100	0	1,100	1,100
	T	1,984	0	1,984	1,984
	Total	17,303	469	17,772	17,772

Howard County, MD
FY 2018 Capital Budget Ordinance (\$000)
Program : PARKS PROJECTS

Project Information	Funding Source	Prior Appropriation	Fiscal 2018 Budget	Total Appropriation	Total
N3971 FY2009 FOREST CONSERVATION MITIGATION EASEMENT PGM A project to conserve or create forested areas within the County through the use of developer fees in accordance with local and State forest mitigation requirements.	O	3,100	0	3,100	3,100
Total		3,100	0	3,100	3,100
N3972 FY2011 DEFAULTED FOREST CONSERVATION and LANDSCAPING A project to provide for planting of shrubs, trees, as necessary in a subdivision or site where a developer failed to install the forest conservation improvements and landscape improvements in accordance with the approved forest conservation plan, landscape plan and developer agreement.	D	460	445	905	905
Total		460	445	905	905
N3973 FY2014 EAST COLUMBIA LIBRARY ATHLETIC FIELD and SITE IMPROVEMENTS A project to upgrade the athletic fields at East Columbia Library, located off of Cradlerock in Columbia.	B	3,700	200	3,900	3,900
Total		3,700	200	3,900	3,900
N3976 FY2025 SOUTH FULTON PARK A project to master plan, design and construct a 84-acre community park located off of Rt29 and Murphy Road, north of the Patuxent River.	B	0	0	0	0
Total		0	0	0	0
N3977 FY2025 KIWANIS PARK EXTENSION A project to master plan, design and construct an additional 30-acre site adjacent to the existing Kiwanis Park and to improve the existing park site.	B	0	0	0	0
Total		0	0	0	0
N3978 FY2018 PARKLAND ACQUISITION PROGRAM This project establishes a fund for County-wide park land acquisition and related expenses.	G	0	80	80	80
	T	0	50	50	50
Total		0	130	130	130
Total		193,682	8,385	202,067	202,067

Howard County, MD
FY 2018 Capital Budget Ordinance (\$000)
PARKS-PARKS PROJECTS

	Revenue Source	Prior Appropriation Total	Current FY	Appropriation Total	Total
B	BONDS	87,877	2,350	90,227	90,227
D	DEVELOPER CONTRIBUTION	504	448	952	952
G	GRANTS	48,638	2,479	51,117	51,117
O	OTHER SOURCES	11,236	108	11,344	11,344
P	PAY AS YOU GO	2,882	0	2,882	2,882
T	TRANSFER TAX	42,545	3,000	45,545	45,545
Total		193,682	8,385	202,067	202,067

Howard County, MD
FY 2018 Capital Budget Ordinance (\$000)
Program : POLICE PROJECTS

Project Information	Funding Source	Prior Appropriation	Fiscal 2018 Budget	Total Appropriation	Total
P4920 FY2001 MOBILE DATA POLICE COMPUTERS	G	250	0	250	250
Project for the purchase, installation and support of mobile computers for police operations in the field.	O	200	0	200	200
	P	4,050	0	4,050	4,050
	Total	4,500	0	4,500	4,500
P4926 FY2009 CHILD ADVOCACY CENTER	B	0	0	0	0
A project for the provision of a larger Child Advocacy Center, maintaining a "child friendly" environment, but meeting the expanding facilities requirements for the present and future policing demands.	Total	0	0	0	0
P4928 FY2015 NEW/THIRD POLICE STATION	B	3,100	500	3,600	3,600
Construct a third fully staffed 24-hour operation Police Station.	Total	3,100	500	3,600	3,600
Total		7,600	500	8,100	8,100

Howard County, MD
FY 2018 Capital Budget Ordinance (\$000)
Program : WATER PROJECTS

Project Information	Funding Source	Prior Appropriation	Fiscal 2018 Budget	Total Appropriation	Total
W8269 FY2005 PARTICIPATION 3RD ZONE WATER SUPPLY	C	1,000	0	1,000	1,000
A project for the construction of major water transmission and distribution mains to convey water from Baltimore City to Howard County.	M	15,000	0	15,000	15,000
	Total	16,000	0	16,000	16,000
W8274 FY 2007 SCADA SYSTEM UPGRADE	C	3,304	765	4,069	4,069
A project to upgrade the Supervisory Control and Data Acquisition System (SCADA) at the Bureau of Utilities Operations building and all remote sites.	Total	3,304	765	4,069	4,069
W8289 FY2009 WATER METER BATTERY REPLACEMENT	C	10,033	0	10,033	10,033
This project is to provide for the replacement of the battery systems, radios and meters in the County's existing residential and commercial radio read water metering system that have reached the end of their projected ten (10) year lives.	I	3,763	0	3,763	3,763
	L	0	3,000	3,000	3,000
	M	2,060	0	2,060	2,060
	Total	15,856	3,000	18,856	18,856
W8291 FY2009 ELEVATED WATER TANK RECOATING	C	4,481	0	4,481	4,481
A project to study and prioritize the cleaning, repairing and recoating of the County water system's existing elevated water storage tanks.	I	1,143	0	1,143	1,143
	Total	5,624	0	5,624	5,624
W8292 FY2009 DORSEY RUN ROAD PHASE B WATER MAIN	C	1,900	0	1,900	1,900
A project for the design and construction of 5,500 LF of 12-inch water main and relocation of 1,500 LF of sewer within proposed Dorsey Run Road from existing Dorsey Run Road to Montevideo Road.	Total	1,900	0	1,900	1,900
W8296 FY2010 US29 WATER MAIN/MD108 TO SOUTH ENTRANCE ROAD	M	27,500	0	27,500	27,500
A project for the design and construction of 18,000 LF of 36-inch water main within the US29 corridor from MD108 to South Entrance Road.	Total	27,500	0	27,500	27,500
W8300 FY2011 LEVERING AVENUE WATER MAIN	C	550	0	550	550
A project for the design and construction of 6,350 LF of 12-inch water main from Gun Road in the Patapsco State Park in Baltimore County to Levering Avenue in Howard County to US1.	M	2,736	210	2,946	2,946
	Total	3,286	210	3,496	3,496

Howard County, MD
FY 2018 Capital Budget Ordinance (\$000)
Program : WATER PROJECTS

Project Information	Funding Source	Prior Appropriation	Fiscal 2018 Budget	Total Appropriation	Total
W8602 FY2016 SLEEVES RELOCATIONS AND APPURTENANCES	C	2,000	0	2,000	2,000
A project for funding design and construction of sewer and water lines in conjunction with Maryland State Highway Administration (SHA) and Howard County projects prior to construction.	I	0	0	0	0
	M	2,050	0	2,050	2,050
	Total	4,050	0	4,050	4,050
W8698 ROUTINE WATER EXTENSION PROGRAM	M	4,275	0	4,275	4,275
A project to design and construct routine water main extensions in the Metropolitan District requested by landowners.	Total	4,275	0	4,275	4,275
W8812 FY2012 ADV DEPOSIT LARGE WATER HOUSE CONNECTIONS	D	252	48	300	300
A project to provide for the construction, inspection services, and ordering of large water meters for sites that do not require formal developer agreements, but instead require Advanced Deposit Order (ADO) agreements for water services larger than 1 inch, fire hydrants, short main extensions, or other appurtenances.	Total	252	48	300	300
W8862 FY2012 WATER HOUSE CONNECTIONS	D	702	274	976	976
A project to provide for the construction of water house connections by the Bureau of Utilities for residential size up to 1 inch.	Total	702	274	976	976
W8913 FY2013 DEVELOPER REBATES WATER & SEWER	I	4,000	-2,000	2,000	2,000
Land developers in Howard County desiring to provide public water and/or sewer services to a proposed development, request the County to permit them to extend the existing systems to serve their proposed developments through pre-financing of these extensions under terms of a developer's agreement.	Total	4,000	-2,000	2,000	2,000
Total		187,617	43,051	230,668	230,668

Howard County, MD
FY 2018 Capital Budget Ordinance (\$000)
WATER-WATER PROJECTS

	Revenue Source	Prior Appropriation Total	Current FY	Appropriation Total	Total
C	UTILITY CASH	67,812	2,714	70,526	70,526
D	DEVELOPER CONTRIBUTION	954	454	1,408	1,408
G	GRANTS	115	800	915	915
I	IN-AID of CONSTRUCT UTILITIES	11,991	453	12,444	12,444
L	LEASE	0	3,000	3,000	3,000
M	METRO DISTRICT BOND	106,660	35,630	142,290	142,290
O	OTHER SOURCES	85	0	85	85
Total		187,617	43,051	230,668	230,668

Fiscal 2018 Capital Budget

Project: B3862-FY2013 RETAINING WALLS

BRIDGE PROJECTS

Number: B3862

Description

A Countywide project for the repair, re-conditioning and development of new retaining walls. It also includes slope stabilization when appropriate. The walls are at various locations both in and extending outside of the county right-of-way and vary in height and length.

Justification

These retaining walls require extensive rehabilitation/replacement which is beyond the scope of normal highway maintenance. This project may also address areas of slope failure where no wall currently exists.

Remarks

1. Request represents program advancement.
2. GRANT represents anticipated Federal Aid and State Aid funding for Woodstock Road reconstruction.

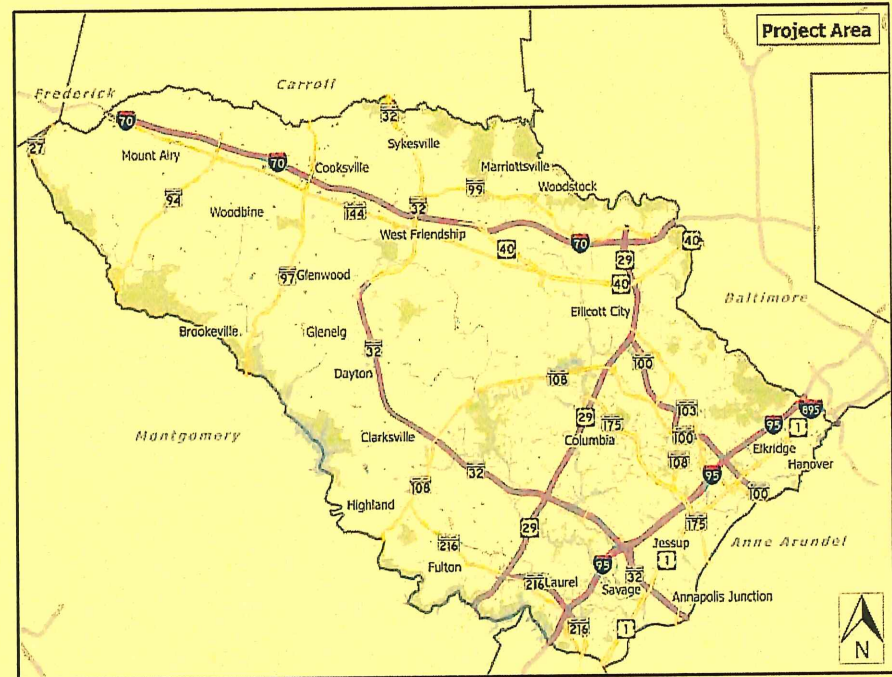
Project Schedule

Program

Operating Budget Impact

Annual Bond Redemption \$ \$96,750

Estimated annual maintenance costs upon completion: Decrease.



Fiscal 2018 Capital Budget
Project: FY2013 RETAINING WALLS

BRIDGE PROJECTS
Number: B3862

(In Thousands)				Five Year Capital Program						Master Plan				
Appropriation Object Class	Prior Appr.	FY2018 Budget	Appr. Total	Fiscal 2019	Fiscal 2020	Fiscal 2021	Fiscal 2022	Fiscal 2023	Sub Total	Fiscal 2024	Fiscal 2025	Fiscal 2026	Fiscal 2027	Total Project
PLANS & ENGINEERING	200	80	280	0	80	0	80	0	160	0	0	0	0	440
LAND ACQUISITION	50	10	60	0	10	0	10	0	20	0	0	0	0	80
CONSTRUCTION	1,000	1,310	2,310	0	210	0	210	0	420	0	0	0	0	2,730
Total Expenditures	1,250	1,400	2,650	0	300	0	300	0	600	0	0	0	0	3,250
BONDS	1,250	300	1,550	0	300	0	300	0	600	0	0	0	0	2,150
GRANTS	0	1,100	1,100	0	0	0	0	0	0	0	0	0	0	1,100
Total Funding	1,250	1,400	2,650	0	300	0	300	0	600	0	0	0	0	3,250

\$668,885 spent and encumbered through February 2017

\$246,668 spent and encumbered through February 2016

Project Status : FY17 - Study Complete: Lawyers Hill slope.

Projects to start include: Loudon Ave wall, New Cut Rd wall and Old Stockbridge wall.

FY 2017 Budget	1,250	300	1,550	0	300	0	300	0	600	0	0	0		2,150
Difference 2017 / 2018	0	1,100	1,100	0	0	0	0	0	0	0	0	0	0	1,100

Fiscal 2018 Capital Budget

Project: C0290-COURTHOUSE RENOVATION/REPLACEMENT

GENERAL COUNTY PROJECTS

Number: C0290

Description

A project to expand and renovate and replace the existing courthouse. The effort will be to construct a new Judicial Function Building/Parking Garage, to add a new building addition to the Courthouse, and to renovate/upgrade interior spaces of the existing courthouse. The Dorsey Building site on Route 108 will be used for the new facility.

Justification

The project will provide:

1. New Judicial Function Building/Parking Garage which provides additional Court facilities short term & intermediate term requirements;
2. Single Entry Security Checkpoint with a sky bridge connection to existing Courthouse;
3. Two new Civil Courtrooms, with Judges Chambers;
4. Secure parking for Judges and Masters;
5. Greater functionality for Lobby, Jury Assembly Areas, Waiting Areas, and Circulation Atrium space;
6. Renovated existing functional space for Court expanding requirements;
7. Site work revisions for Judicial Building/Parking Garage.

Remarks

1. Initial programming phase of this project determination made that original proposed solution of two additional courtrooms and a sky bridge from existing parking lot would not meet long term needs of Circuit Court.
2. All stakeholders of Circuit Court were interviewed and a complete set of program of requirements were developed which identified current and future needs. Current funds to be used to maintain the existing Circuit Court Courthouse and for the P3 development process. Program of Requirements is for new Courthouse.
3. FY18 funding request represents public funding only.
4. Title changed FY2018. Previous Title: Courthouse Renovation.
5. The County's financial system will allow tracking spending related to renovation and proposed new building separately within the same project.

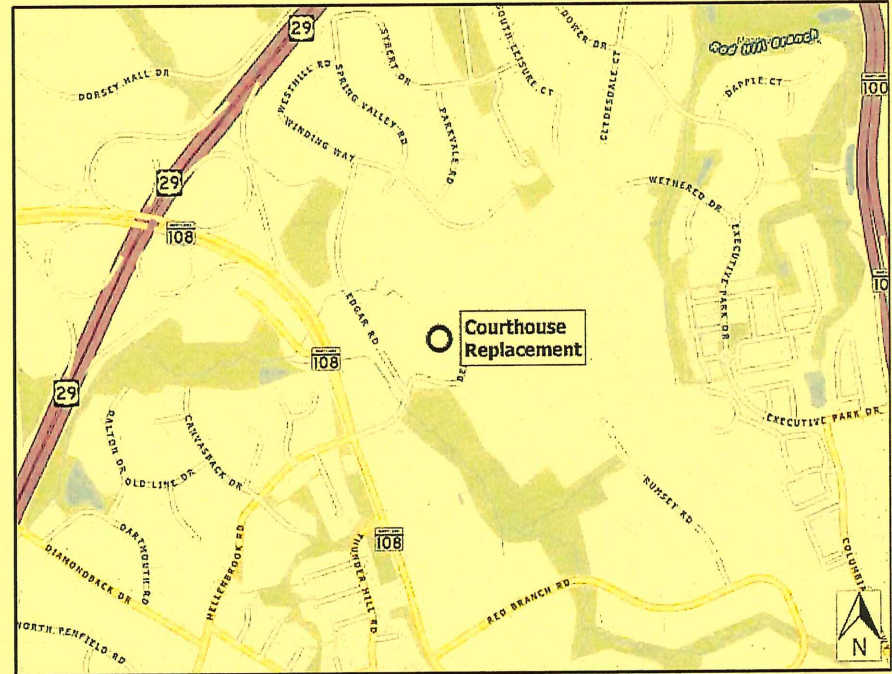
Project Schedule

FY18 - Complete RFQ, RFP and Award P3 (Public Private Partnership) contract.

Operating Budget Impact

Annual Bond Redemption \$ \$5,080,275

Private financing through annual availability payment in multi-year contracts will be shown in operating budget.



Fiscal 2018 Capital Budget

Project: C0317-FY2013 SYSTEMIC FACILITY IMPROVEMENTS

GENERAL COUNTY PROJECTS

Number: C0317

Description

A project to improve or upgrade the physical plant of public buildings, their equipment and systems, to replace plants/systems which have deteriorated beyond routine maintenance or provide for system management initiatives.

Justification

Building systems that exceeded their useful life, are inefficient, or have deteriorated beyond maintenance standards. Upgrades, replacement, or renovations are necessary to allow Facilities to maintain its' support function.

Remarks

1. Energy Performance Contract approved by Council Bill #52-2014.
2. Upgrade/improve building infrastructures to meet current facility standards/requirements; to meet changed/expanded/complex missions; to extend facility life expectancy; to improve efficiency, effectiveness and life safety: for roofing systems, window systems, HVAC systems, electrical systems, fire protection systems, energy management & control systems, and for environmental/safety corrections.
3. Prior appropriation restated with the creation of a new funding category of master lease (which used to be included in Other Income in this project).

Project Schedule

FY18 - Design/Construction - Leased space renovations for Dorsey staff, Deferred Maintenance, Howard Bld. renovations, Leased Space Renovations for Gateway Staff, Leased Space Renovations for CAC and Board of Elections, and Unplanned Renovations and Relocations. Expenditures for New school Maintenance site Renovation until new FY18 capital project is effective.

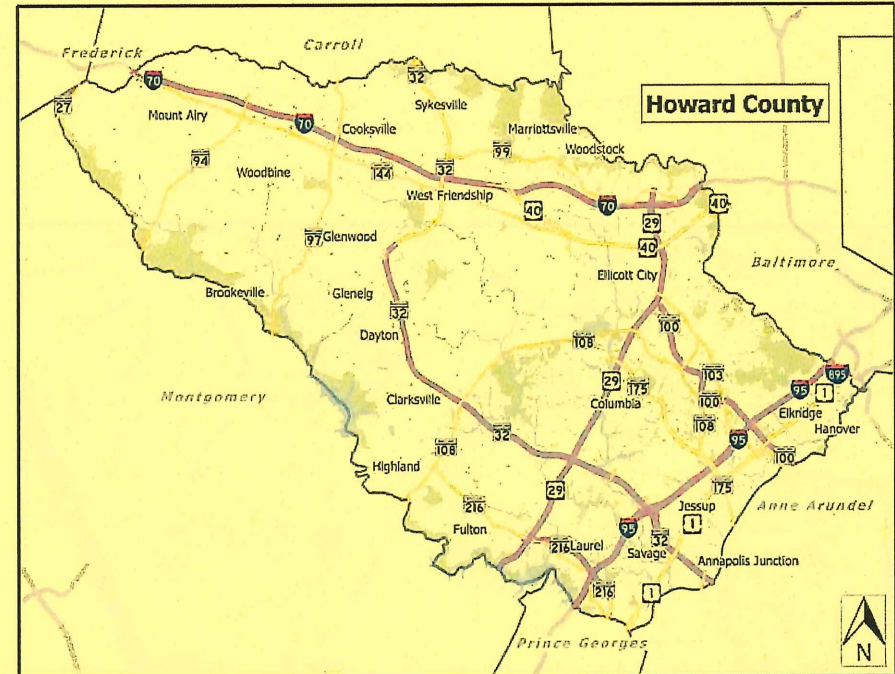
FY19 - Design/Construction - Deferred Maintenance, Leased Space Renovations for Dorsey Staff, and Unplanned Renovations and Relocations, Annual Interior Painting and Carpet Replacement, Annual Roof Repairs, Annual Exterior Painting and Siding.

FY20 - Design/Construction, Deferred Maintenance and Unplanned Renovations and Relocations, Annual Interior Painting and Carpet Replacement, Annual Roof Repairs, Annual Exterior Painting and Siding.

Operating Budget Impact

Annual Bond Redemption \$ \$4,927,185

Will provide future savings as a result of reduced maintenance and energy costs.



Fiscal 2018 Capital Budget

Project: FY2013 SYSTEMIC FACILITY IMPROVEMENTS

GENERAL COUNTY PROJECTS

Number: C0317

(In Thousands)				Five Year Capital Program						Master Plan				
Appropriation Object Class	Prior Appr.	FY2018 Budget	Appr. Total	Fiscal 2019	Fiscal 2020	Fiscal 2021	Fiscal 2022	Fiscal 2023	Sub Total	Fiscal 2024	Fiscal 2025	Fiscal 2026	Fiscal 2027	Total Project
PLANS & ENGINEERING	3,750	523	4,273	538	256	240	240	240	1,514	208	208	0	0	6,203
CONSTRUCTION	29,050	11,774	40,824	8,267	7,725	6,932	6,932	6,932	36,788	6,932	6,932	0	0	91,476
ADMINISTRATION	600	300	900	323	262	218	230	230	1,263	230	230	0	0	2,623
EQUIPMENT & FURNISHINGS	16,575	2,267	18,842	5,913	750	750	750	750	8,913	750	750	0	0	29,255
Total Expenditures	49,975	14,864	64,839	15,041	8,993	8,140	8,152	8,152	48,478	8,120	8,120	0	0	129,557
BONDS	34,975	11,800	46,775	15,041	8,993	8,140	8,152	8,152	48,478	8,120	8,120	0	0	111,493
OTHER SOURCES	0	64	64	0	0	0	0	0	0	0	0	0	0	64
PAY AS YOU GO	0	3,000	3,000	0	0	0	0	0	0	0	0	0	0	3,000
LEASE	15,000	0	15,000	0	0	0	0	0	0	0	0	0	0	15,000
Total Funding	49,975	14,864	64,839	15,041	8,993	8,140	8,152	8,152	48,478	8,120	8,120	0	0	129,557

\$35,163,739 spent and encumbered through February 2017

\$19,920,438 spent and encumbered through February 2016

Project Status : FY17 design and renovation of various County projects.

FY 2017 Budget	49,975	8,843	58,818	8,843	8,843	8,843	8,843	4,000	39,372	4,000	4,000	0		106,190
Difference 2017 / 2018	0	6,021	6,021	6,198	150	(703)	(691)	4,152	9,106	4,120	4,120	0	0	23,367

Fiscal 2018 Capital Budget

Project: C0319-FY2010 TAX INCREMENT FINANCING PROJECTS

GENERAL COUNTY PROJECTS

Number: C0319

Description

A project for funding of tax increment financing projects.

Justification

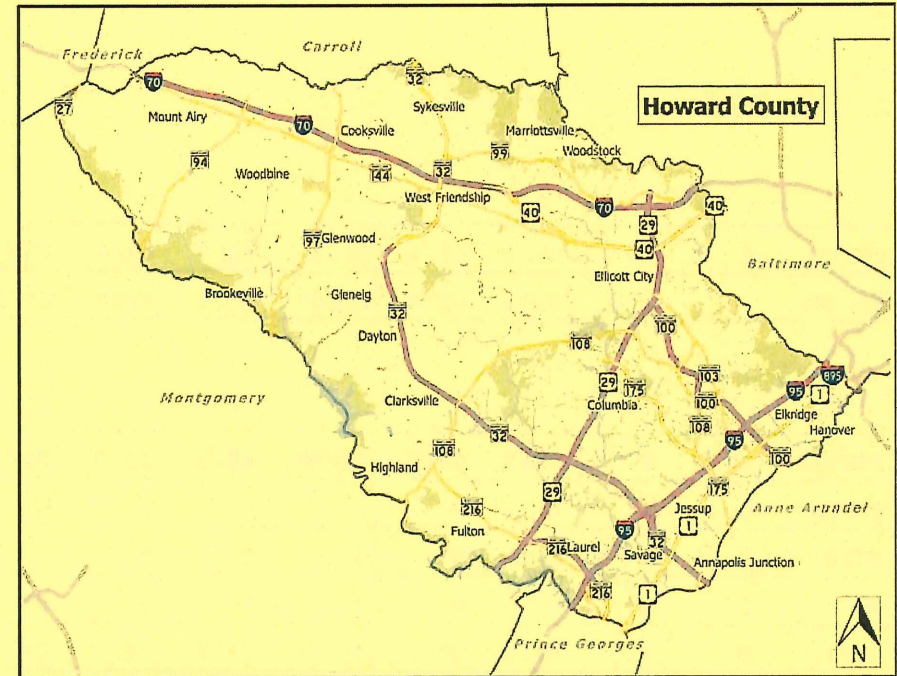
TIF Bonds of up to \$90 million will be sold to enable construction of a public parking garage and other public improvements in the Cresent Special Tax Districts. The project also covers potential public improvement needs in other TIF and Special Tax Districts, including possible TIF district in Laurel Park area, subject to developer application, County Executive approval and County Council approval.

Remarks

1. TIF Bonds project as planned per CB56-2016.

Project Schedule

2. Budget request represents estimates of:
\$30,000,000 for Other financing TIF projects
\$90,000,000 for Downtown Columbia TIF FY19-Potential future TIF project phases.



Fiscal 2018 Capital Budget

Project: C0335-FY2014 COMMUNITY RESOURCES and SERVICES FACILITY/PROGRAM ENHANCEMENTS

GENERAL COUNTY PROJECTS

Number: C0335

Description

A project to determine the additional facility needs for the Department of Community Resources and Services (DCRS). This is to include Senior Centers, Senior Center Plus sites and space needs for other departmental programming.

Justification

Existing Senior Centers/Senior+ Facilities are not adequate to support the tremendously increasing demand for such services/facilities, nor are the existing facilities necessarily located to effectively service all the expanding aging population. We need to develop a master plan to define how we can best serve this growing segment of the County population. In order to prepare for plan development, we will conduct a comprehensive needs assessment to determine community needs and identify gaps in existing services.

Remarks

Master Plan is complete. Next step is the identification for a site for a new 50+ Center. Additional funds are requested in FY18 to make immediate repairs and improvements to the Florence Bain Senior Center, the most actively used senior center in the County. Those improvements include a small addition to house a fitness room, upgrades to building HVAC, installation of perimeter lighting and other minor interior improvements.

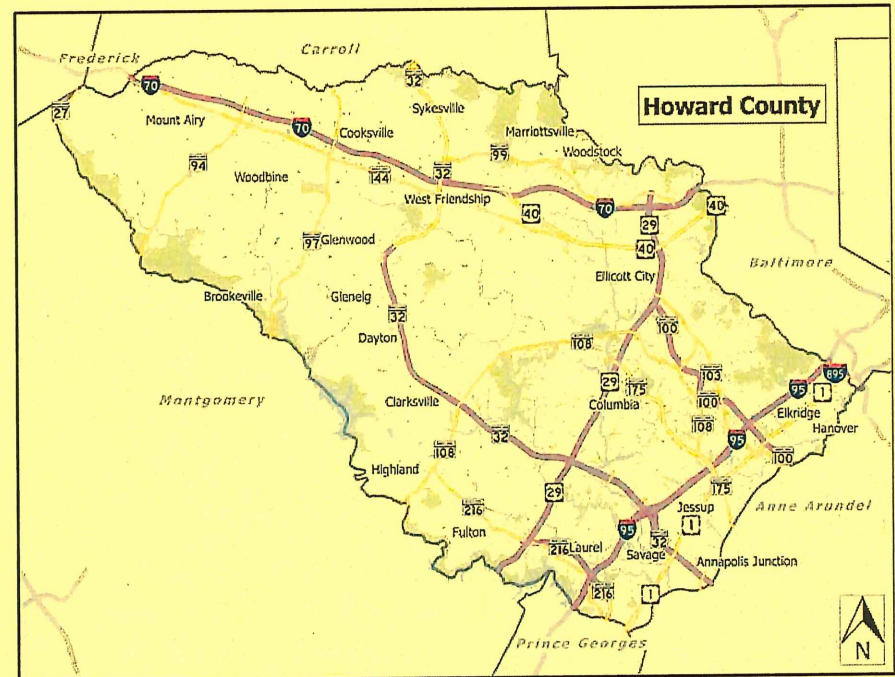
Project Schedule

FY18- Request represents renovation of 50+ Center at East Columbia Library.
Complete POR for New 50+ Center.
FY19- Design and Renovation of Bain Center, Design of New 50+ Center.
FY20 - Land Acquisition for New 50+ Center.
FY21- Construct New 50+ Center.
FY22 - Furniture, Fixtures and Equipment for New 50+ Center. Project Close Out.

Operating Budget Impact

Annual Bond Redemption \$ \$729,000

Bureau of Facilities sees no impact to FY17 operating budget.



Fiscal 2018 Capital Budget

GENERAL COUNTY PROJECTS

Project: FY2014 COMMUNITY RESOURCES and SERVICES FACILITY/PROGRAM ENHANCEMENTS

Number: C0335

(In Thousands)				Five Year Capital Program						Master Plan				
Appropriation Object Class	Prior Appr.	FY2018 Budget	Appr. Total	Fiscal 2019	Fiscal 2020	Fiscal 2021	Fiscal 2022	Fiscal 2023	Sub Total	Fiscal 2024	Fiscal 2025	Fiscal 2026	Fiscal 2027	Total Project
PLANS & ENGINEERING	300	200	500	150	1,050	0	0	0	1,200	0	0	0	0	1,700
LAND ACQUISITION	0	0	0	0	2,500	0	0	0	2,500	0	0	0	0	2,500
CONSTRUCTION	0	0	0	1,050	0	10,500	0	0	11,550	0	0	0	0	11,550
EQUIPMENT & FURNISHINGS	0	0	0	0	0	0	500	0	500	0	0	0	0	500
Total Expenditures	300	200	500	1,200	3,550	10,500	500	0	15,750	0	0	0	0	16,250
BONDS	250	200	450	1,200	3,550	10,500	500	0	15,750	0	0	0	0	16,200
PAY AS YOU GO	50	0	50	0	0	0	0	0	0	0	0	0	0	50
Total Funding	300	200	500	1,200	3,550	10,500	500	0	15,750	0	0	0	0	16,250

\$296,982 spent and encumbered through February 2017

\$296,982 spent and encumbered through February 2016

Project Status : FY16 Master Plan for DCRS Complete.

FY 2017 Budget	300	0	300	0	0	0	0	0	0	0	0	0	0	300
Difference 2017 / 2018	0	200	200	1,200	3,550	10,500	500	0	15,750	0	0	0	0	15,950

Project: C0338-FY2015 BROADBAND INSTALLATIONS

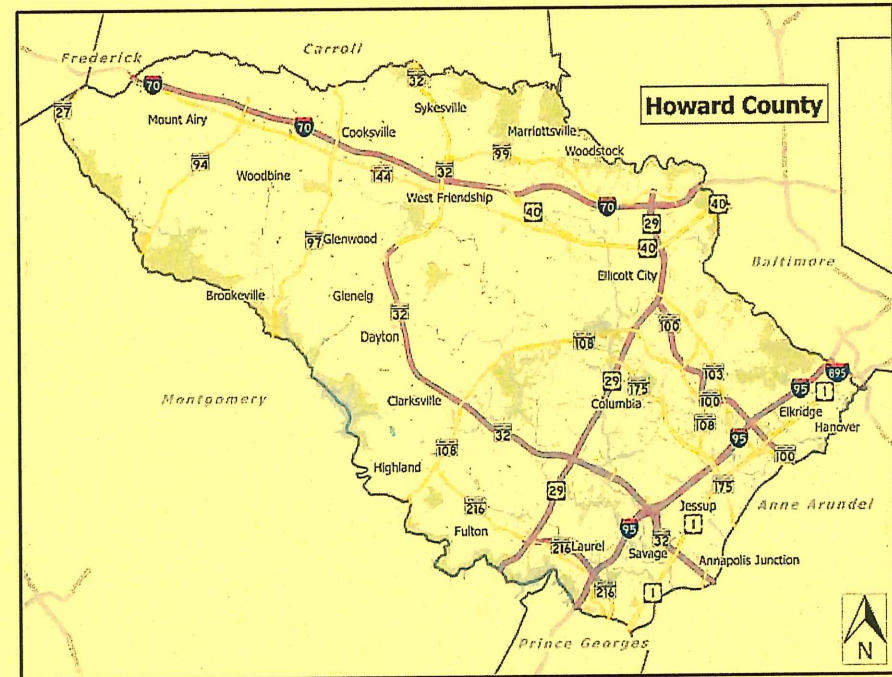
Number: C0338

The Broadband Installation project will improve the fiber installed through the ICBN grant and extend services to various organizations including adding additional county facilities to our fiber network. This will also be used for the equipment inside the building to light the fiber and provide services.

This is to help reduce overall leased line costs as well as provide equipment refreshes to support higher network speeds that are being requested.

1. OTHER revenues are generated from fee-supported bonds or capital lease.
2. Build out and infrastructure upgrades continue through fiscal year.
3. Fiber build out of laterals and backbone will also continue throughout fiscal year.

Completion of infrastructure upgrades and continued expansion of fiber network .
Project is to be ongoing as need and demand exists.



Fiscal 2018 Capital Budget

Project: C0339-FY2015 BROADBAND INSTALLATIONS NON-COUNTY GOVERNMENT

GENERAL COUNTY PROJECTS

Number: C0339

Description

The Broadband Installation project will extend services to various non-county government organizations including adding facilities to our fiber network. This will also be used for the equipment inside the building to light the fiber and provide services.

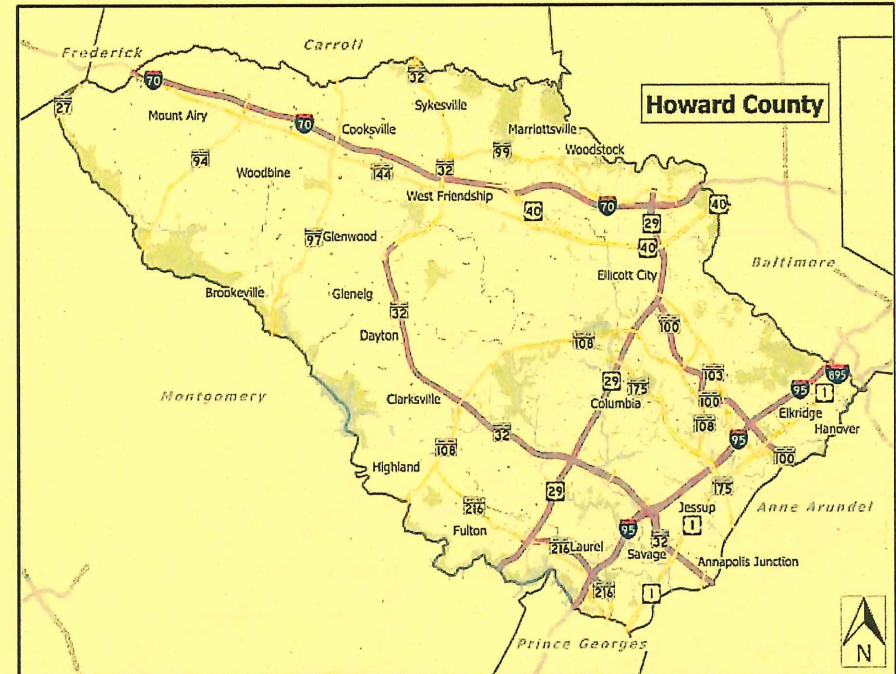
Justification

Remarks

OTHER revenues are generated from fee-supported bonds or capital lease.

Project Schedule

FY18 - Continue to add non-County government agencies to the fiber network as demand requires.



Fiscal 2018 Capital Budget

Project: C0340-FY2015 BROADBAND INSTALLATIONS NON-GOVERNMENT

GENERAL COUNTY PROJECTS

Number: C0340

Description

The Broadband Installation project will extend services to non-government facilities to our fiber network. This will also be used for the equipment inside the building to light the fiber and provide services.

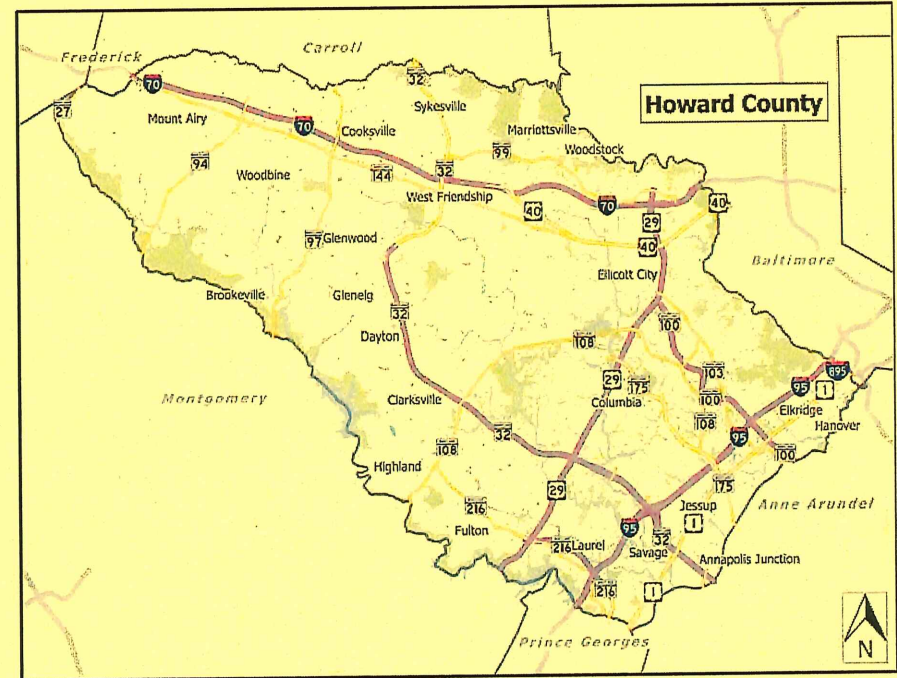
Justification

Remarks

OTHER revenues are generated from fee-supported bonds or capital lease.

Project Schedule

FY18 - Continue adding customers to the network as demand requires.



Fiscal 2018 Capital Budget

Project: C0346-FY2017 DAYTON ADMINISTRATION BUILDING

GENERAL COUNTY PROJECTS

Number: C0346

Description

This project will provide for the replacement of an aging trailer currently used for the Highways Administration functions. It houses eight full-time employees. It has no bathroom facility, no meeting or conference room and no room to expand.

Justification

This program will address the need for a permanent Administration building for the Bureau. The existing trailer has reached its useful life. The trailer has constant issues with the HVAC, leaking roof/doors/windows. The new building will accommodate a sleeping quarter to be utilized in emergency situations, a conference room, a DOC room and a restroom with showers for the staff.

Remarks

Project encompassed by C0348 Modernization of Fleet and Highway Shops.

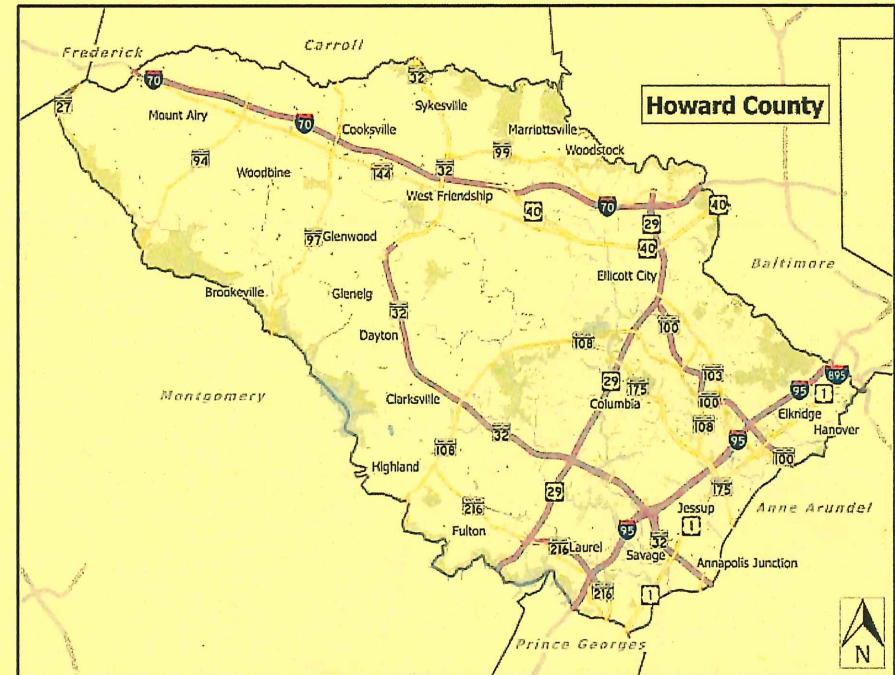
Project Schedule

FY18 - Defund and close.

Operating Budget Impact

Annual Bond Redemption \$ \$45,000

Bureau of Facilities sees no impact to budget in FY17, earliest impact to budget would be FY18.



Fiscal 2018 Capital Budget

Project: FY2017 DAYTON ADMINISTRATION BUILDING

GENERAL COUNTY PROJECTS

Number: C0346

(In Thousands)				Five Year Capital Program						Master Plan				
Appropriation Object Class	Prior Appr.	FY2018 Budget	Appr. Total	Fiscal 2019	Fiscal 2020	Fiscal 2021	Fiscal 2022	Fiscal 2023	Sub Total	Fiscal 2024	Fiscal 2025	Fiscal 2026	Fiscal 2027	Total Project
PLANS & ENGINEERING	50	(15)	35	0	0	0	0	0	0	0	0	0	0	35
CONSTRUCTION	950	(950)	0	0	0	0	0	0	0	0	0	0	0	0
Total Expenditures	1,000	(965)	35	0	0	0	0	0	0	0	0	0	0	35
BONDS	1,000	(965)	35	0	0	0	0	0	0	0	0	0	0	35
Total Funding	1,000	(965)	35	0	0	0	0	0	0	0	0	0	0	35

\$33,172 spent and encumbered through February 2017

spent and encumbered through February 2016

Project Status : Construction of new Facility at Dayton Highways for admin facility as well as repairs to other misc facilities at Highways Site.

FY 2017 Budget	1,000	1,000	2,000	0	0	0	0	0	0	0	0	0		2,000
Difference 2017 / 2018	0	(1,965)	(1,965)	0	0	0	0	0	0	0	0	0	0	(1,965)

Fiscal 2018 Capital Budget

Project: C0348-FY2017 MODERNIZATION OF FLEET AND HIGHWAYS SHOPS

GENERAL COUNTY PROJECTS

Number: C0348

Description

A project for the master planning, design, construction of new facilities and renovation of existing County Fleet and Highways Facilities to modernize the facilities. This project will improve the efficiency of operations, improve the safety of the working conditions for employees and correct a number of site deficiencies.

Justification

The existing Fleet and Highway facilities have outlived their life. The building systems are inefficient, the building envelopes do not provide adequate insulation, adding to high operating costs and the building envelopes are in need of repair or replacement. The shop buildings can no longer accommodate the staff working on the vehicles. The administration buildings are mostly portable trailers that were placed throughout the years with any type of site master plan gradually restricting access and maneuverability on the site making operations inefficient for the Highways staff. The disjointed administration facilities do not lend themselves to a collaborative work environment reducing operational and managerial efficiencies. Bunk rooms and adequate showers are not present on many of the sites, causing additional expense to the County for any weather related emergency.

Remarks

1. Funding requested in FY17 for planning, design and emergency repairs.
2. Consolidate with C0346 funding.

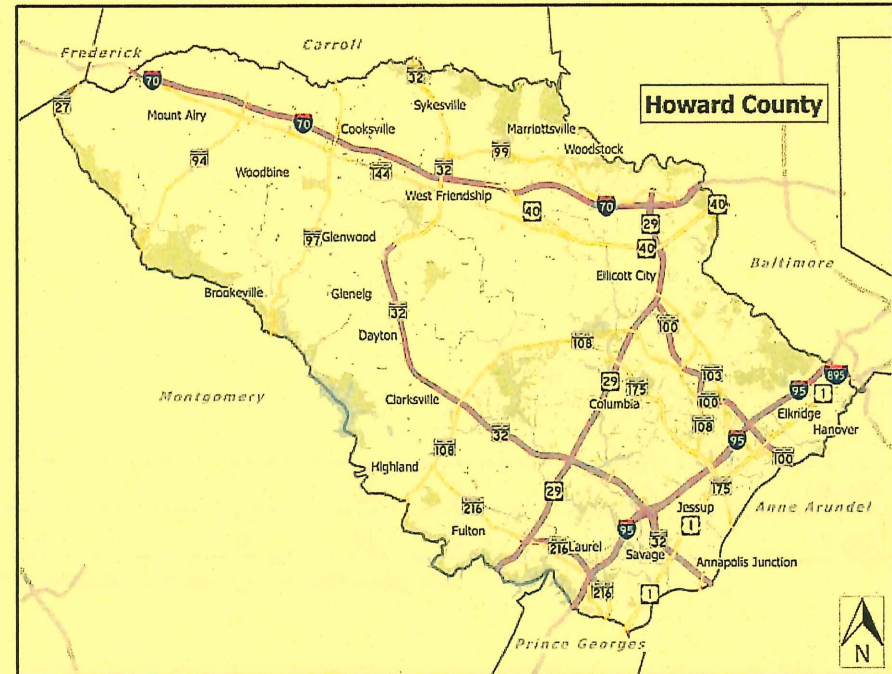
Project Schedule

- FY19 Design and construct new administration building including bunkroom and crew facilities at Mayfield Shop.
FY20 Design and construct new administration building at Dayton Shop.
FY22 Design new maintenance bays and ancillary facilities for Mayfield.
FY23 Construct Mayfield, Plan Cookesville Maintenance.
FY24 Construct Cookesville.

Operating Budget Impact

Annual Bond Redemption \$ \$1,876,275

Bur of Facilities estimates the annual impact in FY17 and beyond to O&M and utilities at \$16,000.



Fiscal 2018 Capital Budget

GENERAL COUNTY PROJECTS

Project: FY2017 MODERNIZATION OF FLEET AND HIGHWAYS SHOPS

Number: C0348

(In Thousands)				Five Year Capital Program						Master Plan				
Appropriation Object Class	Prior Appr.	FY2018 Budget	Appr. Total	Fiscal 2019	Fiscal 2020	Fiscal 2021	Fiscal 2022	Fiscal 2023	Sub Total	Fiscal 2024	Fiscal 2025	Fiscal 2026	Fiscal 2027	Total Project
PLANS & ENGINEERING	500	0	500	424	520	0	2,300	1,095	4,339	0	0	0	0	4,839
LAND ACQUISITION	0	0	0	3,338	5,204	0	0	0	8,542	0	0	0	0	8,542
CONSTRUCTION	400	965	1,365	50	71	0	0	15,688	15,809	10,293	0	0	0	27,467
ADMINISTRATION	0	0	0	71	0	0	69	503	643	315	0	0	0	958
EQUIPMENT & FURNISHINGS	0	0	0	275	0	379	0	0	654	200	0	0	0	854
Total Expenditures	900	965	1,865	4,158	5,795	379	2,369	17,286	29,987	10,808	0	0	0	42,660
BONDS	900	965	1,865	4,158	5,795	379	2,369	17,286	29,987	10,808	0	0	0	42,660
Total Funding	900	965	1,865	4,158	5,795	379	2,369	17,286	29,987	10,808	0	0	0	42,660

\$29,587 spent and encumbered through February 2017

spent and encumbered through February 2016

Project Status : Awaiting funding. Renovations will be made to Dayton, Cookeville, Ridge Road, Mayfield and othe rmisc Bureau of Highways and Fleet Department Facilities.

FY 2017 Budget	900	1,750	2,650	5,000	2,200	5,000	800	0	13,000	0	0	0		15,650
Difference 2017 / 2018	0	(785)	(785)	(842)	3,595	(4,621)	1,569	17,286	16,987	10,808	0	0	0	27,010

Fiscal 2018 Capital Budget**GENERAL COUNTY PROJECTS****Project: FY2018 NEW SCHOOL MAINTENANCE SITE RENOVATION****Number: C0355**

(In Thousands)				Five Year Capital Program						Master Plan				
Appropriation Object Class	Prior Appr.	FY2018 Budget	Appr. Total	Fiscal 2019	Fiscal 2020	Fiscal 2021	Fiscal 2022	Fiscal 2023	Sub Total	Fiscal 2024	Fiscal 2025	Fiscal 2026	Fiscal 2027	Total Project
PLANS & ENGINEERING	0	500	500	0	0	0	0	0	0	0	0	0	0	500
CONSTRUCTION	0	5,298	5,298	0	0	0	0	0	0	0	0	0	0	5,298
Total Expenditures	0	5,798	5,798	0	0	0	0	0	0	0	0	0	0	5,798
BONDS	0	5,798	5,798	0	0	0	0	0	0	0	0	0	0	5,798
Total Funding	0	5,798	5,798	0	0	0	0	0	0	0	0	0	0	5,798

\$0 spent and encumbered through February 2017
spent and encumbered through February 2016
Project Status :

Difference 2017 / 2018	0	5,798	5,798	0	0	0	0	0	0	0	0	0	0	5,798
------------------------	---	-------	-------	---	---	---	---	---	---	---	---	---	---	-------

Fiscal 2018 Capital Budget

Project: D1157-FY2006 ST JOHNS LANE VICINITY DRAINAGE

DRAINAGE PROJECTS

Number: D1157

Description

A project for the construction of drainage improvements along St Johns Lane, Northfield Road, Southfield Road, Crescent Road, Hawthorne Road, Crestleigh Road, Club Court and the adjacent neighborhoods.

Justification

The Traffic Division has requested that the drainage of St. Johns Lane be improved and adjacent property owners have requested that the runoff from the road and other drainage issues in the adjacent neighborhoods be addressed.

Remarks

1. Construction of some projects may be dependent on donation of necessary easements and/or resident cost share participation.
2. Phase IV - Drainage Improvements along Northfield Road and Southfield Road.
3. Phase V - Drainage Improvements along Club Court. Dado Ct. added.

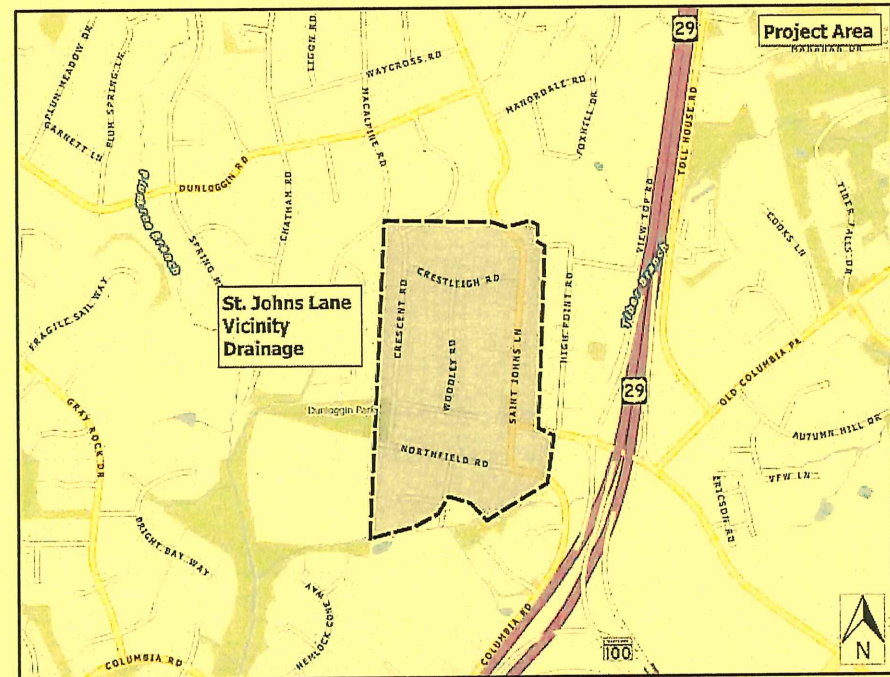
Project Schedule

FY18 - Land Acquisition and Construction.
FY19 - Complete, Close.

Operating Budget Impact

Annual Bond Redemption \$ \$63,675

Estimated annual maintenance costs upon completion: Decrease.



Fiscal 2018 Capital Budget**Project: FY2006 ST JOHNS LANE VICINITY DRAINAGE****DRAINAGE PROJECTS****Number: D1157****(In Thousands)**

Appropriation Object Class	Five Year Capital Program									Master Plan				
	Prior Appr.	FY2018 Budget	Appr. Total	Fiscal 2019	Fiscal 2020	Fiscal 2021	Fiscal 2022	Fiscal 2023	Sub Total	Fiscal 2024	Fiscal 2025	Fiscal 2026	Fiscal 2027	Total Project
PLANS & ENGINEERING	290	0	290	0	0	0	0	0	0	0	0	0	0	290
LAND ACQUISITION	100	0	100	0	0	0	0	0	0	0	0	0	0	100
CONSTRUCTION	1,020	0	1,020	100	0	0	0	0	100	0	0	0	0	1,120
ADMINISTRATION	5	0	5	0	0	0	0	0	0	0	0	0	0	5
Total Expenditures	1,415	0	1,415	100	0	0	0	0	100	0	0	0	0	1,515
BONDS	1,415	0	1,415	100	0	0	0	0	100	0	0	0	0	1,515
Total Funding	1,415	0	1,415	100	0	0	0	0	100	0	0	0	0	1,515

\$1,060,512 spent and encumbered through February 2017**\$926,539 spent and encumbered through February 2016****Project Status : FY17 - Land acquisition in progress for Phase V.**

FY 2017 Budget	1,415	0	1,415	0	0	0	0	0	0	0	0	0		1,415
Difference 2017 / 2018	0	0	0	100	0	0	0	0	100	0	0	0	0	100

Fiscal 2018 Capital Budget**ROAD CONSTRUCTION PROJECTS****Project: FY2014 DEVELOPER/COUNTY SHARED IMPROVEMENTS****Number: J4220**

(In Thousands)				Five Year Capital Program						Master Plan				
Appropriation Object Class	Prior Appr.	FY2018 Budget	Appr. Total	Fiscal 2019	Fiscal 2020	Fiscal 2021	Fiscal 2022	Fiscal 2023	Sub Total	Fiscal 2024	Fiscal 2025	Fiscal 2026	Fiscal 2027	Total Project
PLANS & ENGINEERING	200	0	200	25	0	0	0	0	25	0	0	0	0	225
LAND ACQUISITION	75	0	75	0	0	0	0	0	0	0	0	0	0	75
CONSTRUCTION	450	125	575	125	0	0	0	0	125	0	0	0	0	700
Total Expenditures	725	125	850	150	0	0	0	0	150	0	0	0	0	1,000
BONDS	0	0	0	75	0	0	0	0	75	0	0	0	0	75
DEVELOPER CONTRIBUTION	225	125	350	75	0	0	0	0	75	0	0	0	0	425
EXCISE TAX BACKED BONDS	500	0	500	0	0	0	0	0	0	0	0	0	0	500
Total Funding	725	125	850	150	0	0	0	0	150	0	0	0	0	1,000

\$0 spent and encumbered through February 2017
spent and encumbered through February 2016
Project Status :

FY 2017 Budget	725	150	875	150	0	0	0	0	150	0	0	0		1,025
Difference 2017 / 2018	0	(25)	(25)	0	0	0	0	0	0	0	0	0	0	(25)

Project: J4252-FY2019 SYSTEMIC INFRASTRUCTURE IMPROVEMENTS TO DNTN ELLICOTT CITY

Number: J4252

A project to improve or upgrade road and drainage infrastructure systems as a result of the 2016 Ellicott City Flood. Work will include, but not be limited to: paving, curb and gutter, storm drainage conveyance systems, sidewalks, streetscape, crosswalks, ADA ramps, street lighting, and traffic signal adjustments in the historic Ellicott City perimeter area.

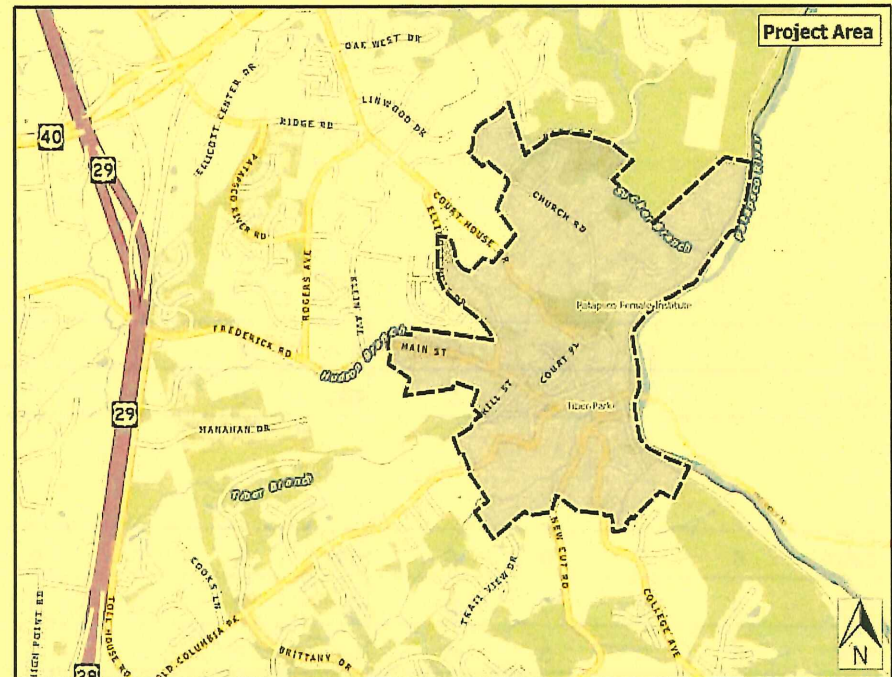
The 2016 flood caused numerous and obvious road and drainage infrastructure deficiencies. DPW could only address the most urgent needs during the emergency declaration period. Main Street was temporarily repaired, but restoration is not complete. Roads and drainage systems surrounding Main Street such as Old Columbia Pike, Court Avenue, Church Street, Emory Street and Fels Lane also require attention. Upgrades, replacements, corrections and renovations are needed to sustain the public infrastructure into the future.

1. Request represents project initiation.
2. Project to be coordinated with C0337.
3. FY18 State Bond Bill GRANT not

received.

Annual Bond Redemption \$ \$99,000

Estimated annual maintenance costs upon construction completion:
\$19,000 per two lane mile of new roadway.



Fiscal 2018 Capital Budget

ROAD CONSTRUCTION PROJECTS

Project: FY2019 SYSTEMIC INFRASTRUCTURE IMPROVEMENTS TO DNTN ELLICOTT CITY

Number: J4252

(In Thousands)				Five Year Capital Program						Master Plan				
Appropriation Object Class	Prior Appr.	FY2018 Budget	Appr. Total	Fiscal 2019	Fiscal 2020	Fiscal 2021	Fiscal 2022	Fiscal 2023	Sub Total	Fiscal 2024	Fiscal 2025	Fiscal 2026	Fiscal 2027	Total Project
CONSTRUCTION	0	0	0	2,700	0	0	0	0	2,700	0	0	0	0	2,700
Total Expenditures	0	0	0	2,700	0	0	0	0	2,700	0	0	0	0	2,700
BONDS	0	0	0	2,200	0	0	0	0	2,200	0	0	0	0	2,200
GRANTS	0	0	0	500	0	0	0	0	500	0	0	0	0	500
Total Funding	0	0	0	2,700	0	0	0	0	2,700	0	0	0	0	2,700
\$0 spent and encumbered through February 2017 spent and encumbered through February 2016 Project Status :														
Difference 2017 / 2018	0	0	0	2,700	0	0	0	0	2,700	0	0	0	0	2,700

Fiscal 2018 Capital Budget

Project: FY2007 PEDESTRIAN PLAN PROJECTS

SIDEWALKS

Number: K5061

(In Thousands)				Five Year Capital Program						Master Plan				
Appropriation Object Class	Prior Appr.	FY2018 Budget	Appr. Total	Fiscal 2019	Fiscal 2020	Fiscal 2021	Fiscal 2022	Fiscal 2023	Sub Total	Fiscal 2024	Fiscal 2025	Fiscal 2026	Fiscal 2027	Total Project
PLANS & ENGINEERING	690	200	890	100	100	100	100	0	400	0	0	0	0	1,290
LAND ACQUISITION	160	50	210	50	50	50	50	0	200	0	0	0	0	410
CONSTRUCTION	1,767	(166)	1,601	500	500	500	500	0	2,000	0	0	0	0	3,601
ADMINISTRATION	10	0	10	0	0	0	0	0	0	0	0	0	0	10
Total Expenditures	2,627	84	2,711	650	650	650	650	0	2,600	0	0	0	0	5,311
BONDS	1,191	250	1,441	650	650	650	650	0	2,600	0	0	0	0	4,041
DEVELOPER CONTRIBUTION	300	0	300	0	0	0	0	0	0	0	0	0	0	300
GRANTS	386	(166)	220	0	0	0	0	0	0	0	0	0	0	220
PAY AS YOU GO	750	0	750	0	0	0	0	0	0	0	0	0	0	750
Total Funding	2,627	84	2,711	650	650	650	650	0	2,600	0	0	0	0	5,311

\$1,399,331 spent and encumbered through February 2017

\$1,208,757 spent and encumbered through February 2016

Project Status : FY17 Projects in Design Queue: Loc 52, Whiskey Bottom Rd. (3 Segments); Loc 160, Guilford Rd (first portion); Loc 125, MD108 north of Richards Valley; Loc 14, Hanover Rd. Corridor (Skipton to Hi-Tech); Loc 146, Dobbin Rd., Oakland Mills to McGaw & Stanford, and Dobbin Rd. connections near MD175; Loc 209, Frederick Rd., Centennial to Grey Rock; Loc 42, Guilford Rd., US1 to 10408 Guilford at Community Center; Loc 214, Twin Rivers; Loc 104, US40 at Normandy Center; Loc 155, Aladdin Dr. near Hammond School.

Construction Complete: Loc 45, Howard St.; Loc 60, Assateague Dr.; Loc 143, Broken Land Pathway.

FY 2017 Budget	2,627	650	3,277	650	650	0	0	0	1,300	0	0	0		4,577
Difference 2017 / 2018	0	(566)	(566)	0	0	650	650	0	1,300	0	0	0	0	734

Fiscal 2018 Capital Budget

Project: K5067 ADA RAMPS COMPREHENSIVE STUDY PROGRAM

SIDEWALKS

Number: K5067

Description

A program to self-evaluate Countywide ramps and curb cuts in compliance with American with Disabilities Act 1990 (ADA) requirements. The purpose of the self-evaluation is to evaluate County roadway network and facilities for accessibility.

Justification

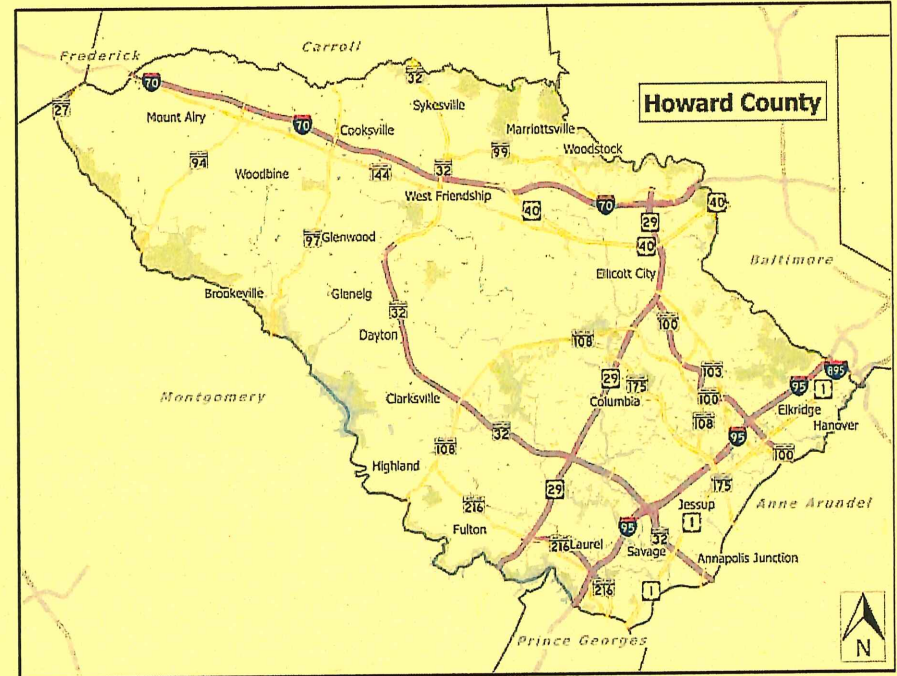
A. Self-Evaluation Assessment - The sidewalk ramp upgrades are mandated by governmental laws. Field surveys are conducted for all sidewalks along County roadways including sidewalks, curb ramps, curb cuts, and detectable warning pads. Design elements include width, slope, gaps.
B. Transition Plan - Develop a transition plan to identify deficiencies, outline steps to address, prioritize and plan for the improvements. The current plan is to provide ramps at all locations where the resurfacing will take place in various parts of the County. In the years 2013 through 2015, DPW has placed approximately 1,000 ramps at a cost of approximately \$3.5 million. The County will continue upgrading the remaining ramps and curb cuts through road resurfacing construction to meet ADA requirements. The new element that needs to be provided is to have an inspector inspect the work done to make sure it is in compliance with the latest ADA requirements.

Remarks

1. County owns and maintains approx. 7,800 each sidewalk ramps.
2. Companion project K5068.

Project Schedule

FY17 - Program funding not available.
Close at program completion.



Fiscal 2018 Capital Budget

HOWARD COMMUNITY COLLEGE

Project: FY2015 NURSING and ST BUILDING RENOVATIONS

Number: M0536

(In Thousands)				Five Year Capital Program						Master Plan				
Appropriation Object Class	Prior Appr.	FY2018 Budget	Appr. Total	Fiscal 2019	Fiscal 2020	Fiscal 2021	Fiscal 2022	Fiscal 2023	Sub Total	Fiscal 2024	Fiscal 2025	Fiscal 2026	Fiscal 2027	Total Project
PLANS & ENGINEERING	3,260	75	3,335	0	0	0	0	0	0	0	0	0	0	3,335
CONSTRUCTION	0	20,947	20,947	15,560	0	0	0	0	15,560	0	0	0	0	36,507
EQUIPMENT & FURNISHINGS	0	0	0	3,400	0	0	0	0	3,400	0	0	0	0	3,400
Total Expenditures	3,260	21,022	24,282	18,960	0	0	0	0	18,960	0	0	0	0	43,242
BONDS	1,679	11,430	13,109	9,249	0	0	0	0	9,249	0	0	0	0	22,358
GRANTS	1,581	9,592	11,173	9,711	0	0	0	0	9,711	0	0	0	0	20,884
Total Funding	3,260	21,022	24,282	18,960	0	0	0	0	18,960	0	0	0	0	43,242

\$2,441,349 spent and encumbered through February 2017

\$1,380,949 spent and encumbered through February 2016

Project Status : FY17 - Design is progressing as scheduled. The scope of the project from the prior fiscal year included continuing with the design phase. The timing of the project from the prior fiscal year included completing the construction documents phase in preparation for construction to begin in FY18.

FY 2017 Budget	3,260	21,840	25,100	17,960	0	0	0	0	17,960	0	0	0		43,060
Difference 2017 / 2018	0	(818)	(818)	1,000	0	0	0	0	1,000	0	0	0	0	182

Fiscal 2018 Capital Budget

Project: N3957-FY2003 TROY PARK & HISTORIC REHABILITATION

PARKS PROJECTS

Number: N3957

Description

A project to acquire an additional 5 acres, rehabilitate an 1820 historic house, and design and construct a 106-acre Regional Park and Community Center/Athletic Complex at MD100 and US1.

Justification

This project conforms to the goals and objectives of the 1999, 2005 and 2012 Land Preservation and Recreation Plan. This park will provide needed recreation facilities for the Elkridge Planning Area. The rehabilitation of the Troy House is endorsed by Preservation Howard County. This project is a key component to the US1 Corridor Revitalization effort.

Remarks

Prior funds include FY11-\$219,000 in Program Open Space Funds and, FY09-\$150,000 and FY10-\$455,000 in State Bond Bills.

FY18 - Request addresses funds for continuing the construction of Phase II stadium field and the design of Phase III maintenance shop. Request includes grant revenue adjustment (\$500,000). \$100,000 (Other Sources) National Park Service funds received due to services not rendered during design of Troy Mansion.

Project Schedule

FY18 - Start the design of Phase III.

FY19 - Start construction of Phase 2B, the Stadium Field and complete the design for Phase III.

FY20 Partial funding for Phase III construction.

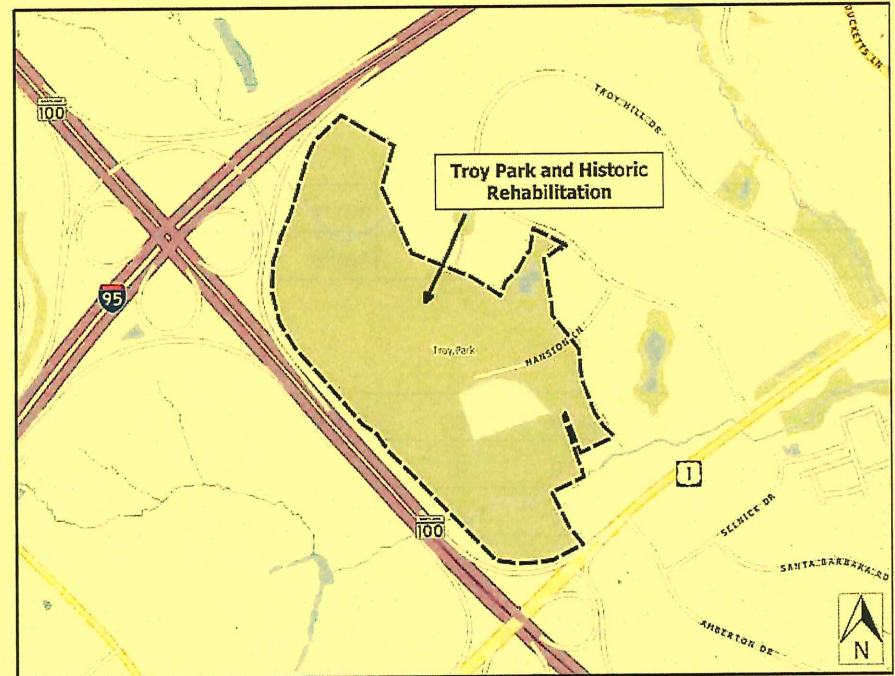
FY21 Start the construction for Phase III

FY26 - Start the Design of Phase IV.

Operating Budget Impact

Annual Bond Redemption \$ \$1,335,825

The Bond funding listed for this project includes both long term bond funding. The start up costs for this entire regional park will be \$500,000. Operational cost after construction for each phase is estimated: Phase I - \$20,000, Phase II - \$180,000, Phase III - \$300,000, Phase IV - \$500,000 and Phase V - \$100,000.



Fiscal 2018 Capital Budget

Project: FY2003 TROY PARK & HISTORIC REHABILITATION

PARKS PROJECTS

Number: N3957

(In Thousands)				Five Year Capital Program						Master Plan				
Appropriation Object Class	Prior Appr.	FY2018 Budget	Appr. Total	Fiscal 2019	Fiscal 2020	Fiscal 2021	Fiscal 2022	Fiscal 2023	Sub Total	Fiscal 2024	Fiscal 2025	Fiscal 2026	Fiscal 2027	Total Project
PLANS & ENGINEERING	4,465	100	4,565	100	100	0	0	0	200	0	0	1,000	0	5,765
LAND ACQUISITION	1,753	0	1,753	0	0	0	0	0	0	0	0	0	0	1,753
CONSTRUCTION	16,325	500	16,825	3,900	3,000	3,000	0	0	9,900	0	0	0	0	26,725
Total Expenditures	22,543	600	23,143	4,000	3,100	3,000	0	0	10,100	0	0	1,000	0	34,243
BONDS	18,585	0	18,585	4,000	3,100	3,000	0	0	10,100	0	0	1,000	0	29,685
GRANTS	2,572	500	3,072	0	0	0	0	0	0	0	0	0	0	3,072
OTHER SOURCES	5	100	105	0	0	0	0	0	0	0	0	0	0	105
TRANSFER TAX	1,381	0	1,381	0	0	0	0	0	0	0	0	0	0	1,381
Total Funding	22,543	600	23,143	4,000	3,100	3,000	0	0	10,100	0	0	1,000	0	34,243

\$21,772,292 spent and encumbered through February 2017

\$12,665,845 spent and encumbered through February 2016

Project Status : Completed Phase II construction.

FY 2017 Budget	22,543	4,000	26,543	4,000	0	0	0	0	4,000	0	0	1,000		31,543
Difference 2017 / 2018	0	(3,400)	(3,400)	0	3,100	3,000	0	0	6,100	0	0	0	0	2,700

Fiscal 2018 Capital Budget

Project: P4928-FY2015 NEW/THIRD POLICE STATION

POLICE PROJECTS

Number: P4928

Description

Construct a third fully staffed 24-hour operation Police Station. This project includes some work completed at other Police facilities.

Justification

Continued County growth and an engrained philosophy of Community Oriented Policing requires officers and their work site to be part of the Community which they serve. Policing services are operated from Ellicott City and Laurel, along with several neighborhood satellite offices. This affects response times. We have experienced a fifty percent (50%) increase in sworn staffing. Both the Warfield and Southern District buildings are occupied to, or in excess of, capacity. This option could also assist with space needed for overall Department growth referenced above.

Remarks

1. A Facilities Master Plan has been completed for the 20 year need of the Howard County Police Department. The Master Plan includes a new Central District Police Station, Property Management Building, Community Outreach Facility and subsequent renovations of North and South District existing facilities.

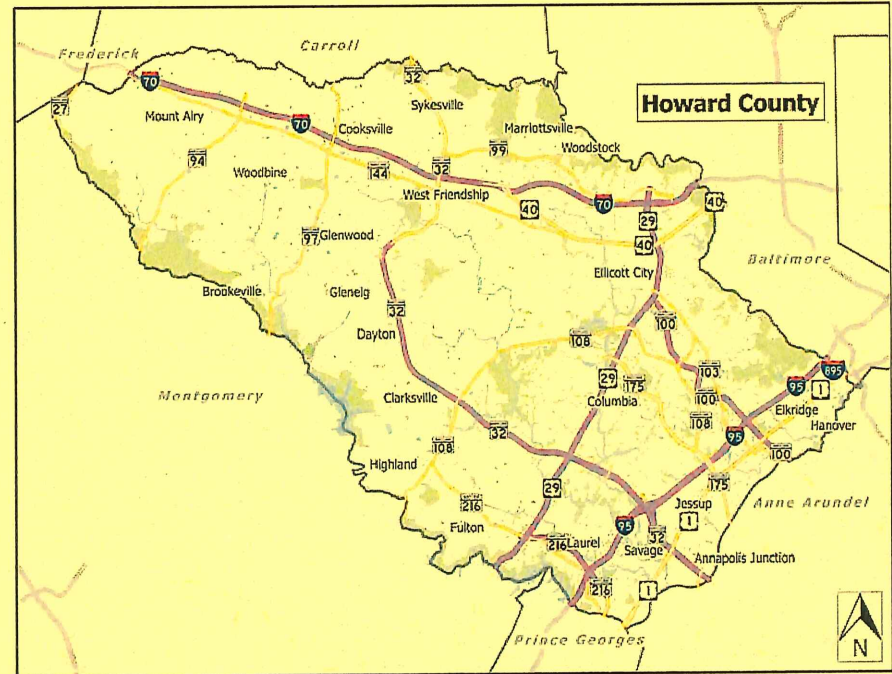
Project Schedule

FY18- Start design for the New Central District Police Station.
FY19- Complete design Central District Police Station Construction Award, Design Complete and Award Construction for New Property Management Building. Renovations to start in Northern and Southern Districts.
FY20- Construction Complete for New Central District Station.
FY21 - Design New Property Management Building. Complete Renovations of Northern and Southern Districts.
FY22 - Award Construction for Property Management Building.
FY22- Construction Complete for Property Management Building.
FY23 - Design Community Outreach Building.
FY23/24- Award Construction for Community Outreach Building.

Operating Budget Impact

Annual Bond Redemption \$ \$3,291,570

Bureau of Facilities estimates the year of completion and beyond annual impact to O&M and utilities at \$30,000.



Fiscal 2018 Capital Budget**WATER PROJECTS****Project: FY2009 WATER METER BATTERY REPLACEMENT****Number: W8289**

(In Thousands)				Five Year Capital Program						Master Plan				
Appropriation Object Class	Prior Appr.	FY2018 Budget	Appr. Total	Fiscal 2019	Fiscal 2020	Fiscal 2021	Fiscal 2022	Fiscal 2023	Sub Total	Fiscal 2024	Fiscal 2025	Fiscal 2026	Fiscal 2027	Total Project
PLANS & ENGINEERING	10	0	10	0	0	0	0	0	0	0	0	0	0	10
CONSTRUCTION	1,100	0	1,100	0	0	0	0	0	0	0	0	0	0	1,100
ADMINISTRATION	346	0	346	0	0	0	0	0	0	0	0	0	0	346
EQUIPMENT & FURNISHINGS	14,400	3,000	17,400	3,000	3,000	0	0	0	6,000	0	0	0	0	23,400
Total Expenditures	15,856	3,000	18,856	3,000	3,000	0	0	0	6,000	0	0	0	0	24,856
UTILITY CASH	10,033	0	10,033	0	0	0	0	0	0	0	0	0	0	10,033
IN-AID of CONSTRUCT UTILITIES	3,763	0	3,763	3,000	3,000	0	0	0	6,000	0	0	0	0	9,763
METRO DISTRICT BOND	2,060	0	2,060	0	0	0	0	0	0	0	0	0	0	2,060
LEASE	0	3,000	3,000	0	0	0	0	0	0	0	0	0	0	3,000
Total Funding	15,856	3,000	18,856	3,000	3,000	0	0	0	6,000	0	0	0	0	24,856

\$9,649,568 spent and encumbered through February 2017**\$7,668,148 spent and encumbered through February 2016**

Project Status : As of September 2014 - 45,760 meter radio registers were changed out in this program. Approximately 24,240 radio registers remain to be changed, at approximately 8000 per year.

FY 2017 Budget	15,856	3,000	18,856	3,000	0	0	0	0	3,000	0	0	0		21,856
Difference 2017 / 2018	0	0	0	0	3,000	0	0	0	3,000	0	0	0	0	3,000

Fiscal 2018 Capital Budget

Project: W8913-FY2013 DEVELOPER REBATES WATER & SEWER

WATER PROJECTS

Number: W8913

Description

Land developers in Howard County desiring to provide public water and/or sewer services to a proposed development, request the County to permit them to extend the existing systems to serve their proposed developments through pre-financing of these extensions under terms of a developer's agreement. All such facilities when completed will be County owned and maintained.

Justification

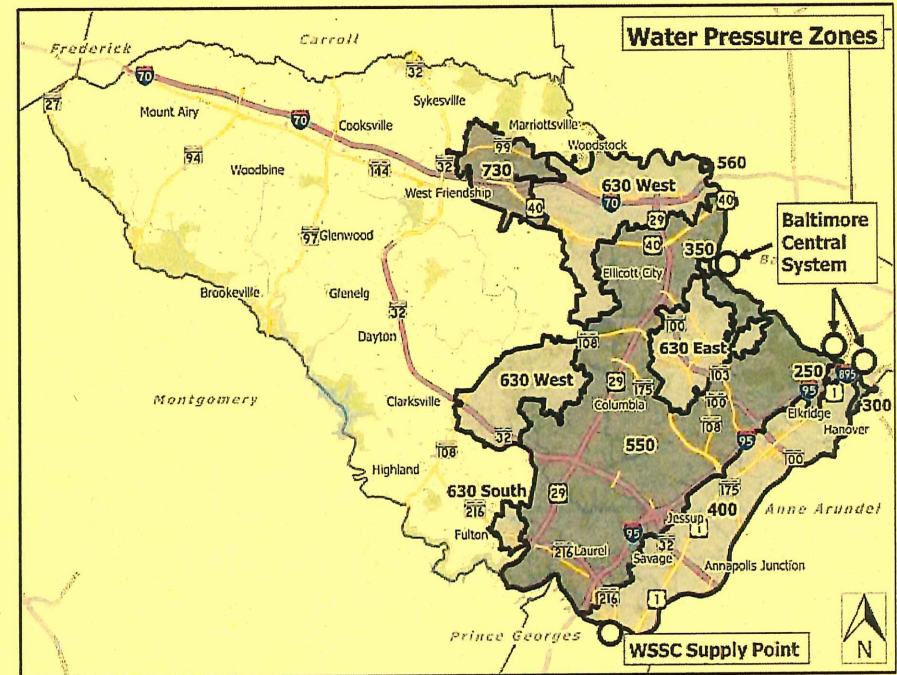
The Developer's Agreements establish a rebate policy providing for the reimbursement of certain monies when new accessible base and front foot benefit charges are created. The aggregate refund will not exceed 100% of the actual cost of the extensions excluding the construction cost of the house connections, rights-of-way, and engineering. The specific rebate amount is predicated upon the front foot assessments which provide the source of the debt service for the County's refinancing requirements.

Remarks

FY18 - Defunding represents Financial reconciliation.

Project Schedule

Ongoing program



Fiscal 2018 Capital Budget**WATER PROJECTS****Project: FY2013 DEVELOPER REBATES WATER & SEWER****Number: W8913**

(In Thousands)

Appropriation Object Class	Five Year Capital Program									Master Plan				
	Prior Appr.	FY2018 Budget	Appr. Total	Fiscal 2019	Fiscal 2020	Fiscal 2021	Fiscal 2022	Fiscal 2023	Sub Total	Fiscal 2024	Fiscal 2025	Fiscal 2026	Fiscal 2027	Total Project
CONSTRUCTION	4,000	(2,000)	2,000	0	0	0	0	0	0	0	0	0	0	2,000
Total Expenditures	4,000	(2,000)	2,000	0	0	0	0	0	0	0	0	0	0	2,000
IN-AID of CONSTRUCT UTILITIES	4,000	(2,000)	2,000	0	0	0	0	0	0	0	0	0	0	2,000
Total Funding	4,000	(2,000)	2,000	0	0	0	0	0	0	0	0	0	0	2,000

\$0 spent and encumbered through February 2017

spent and encumbered through February 2016

Project Status :

FY 2017 Budget	4,000	0	4,000	0	0	0	0	0	0	0	0	0		4,000
Difference 2017 / 2018	0	(2,000)	(2,000)	0	0	0	0	0	0	0	0	0	0	(2,000)

**SUPPORTING
DOCS
FOR
AMENDMENT9
CB40**

Fiscal 2018 Capital Budget

Project: B3862-FY2013 RETAINING WALLS

BRIDGE PROJECTS

Number: B3862

Description

A Countywide project for the repair, re-conditioning and development of new retaining walls. It also includes slope stabilization when appropriate. The walls are at various locations both in and extending outside of the county right-of-way and vary in height and length.

Justification

These retaining walls require extensive rehabilitation/replacement which is beyond the scope of normal highway maintenance. This project may also address areas of slope failure where no wall currently exists.

Remarks

1. Request represents program advancement.
2. GRANT represents anticipated **Federal Aid and State Aid** funding for Woodstock Road reconstruction.

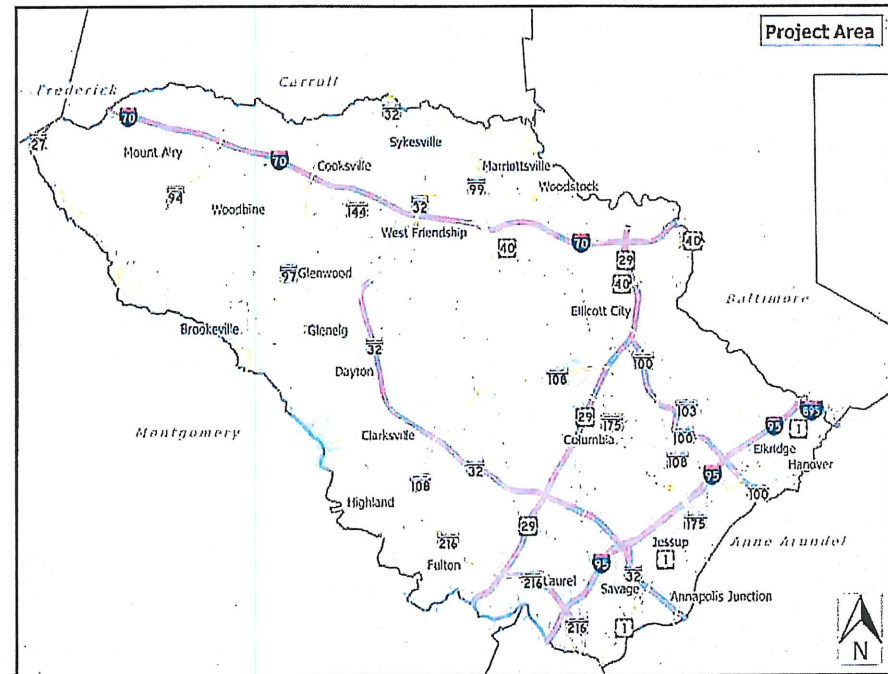
Project Schedule

Program

Operating Budget Impact

Annual Bond Redemption \$ \$96,750

Estimated annual maintenance costs upon completion: Decrease.



Fiscal 2018 Capital Budget
Project: FY2013 RETAINING WALLS

BRIDGE PROJECTS
Number: B3862

(In Thousands)				Five Year Capital Program						Master Plan				
Appropriation Object Class	Prior Appr.	FY2018 Budget	Appr. Total	Fiscal 2019	Fiscal 2020	Fiscal 2021	Fiscal 2022	Fiscal 2023	Sub Total	Fiscal 2024	Fiscal 2025	Fiscal 2026	Fiscal 2027	Total Project
PLANS & ENGINEERING	200	80	280	0	80	0	80	0	160	0	0	0	0	440
LAND ACQUISITION	50	10	60	0	10	0	10	0	20	0	0	0	0	80
CONSTRUCTION	1,000	1,310	2,310	0	210	0	210	0	420	0	0	0	0	2,730
Total Expenditures	1,250	1,400	2,650	0	300	0	300	0	600	0	0	0	0	3,250
BONDS	1,250	300	1,550	0	300	0	300	0	600	0	0	0	0	2,150
GRANTS	0	1,100	1,100	0	0	0	0	0	0	0	0	0	0	1,100
Total Funding	1,250	1,400	2,650	0	300	0	300	0	600	0	0	0	0	3,250

\$668,885 spent and encumbered through February 2017

\$246,668 spent and encumbered through February 2016

Project Status : FY17 - Study Complete: Lawyers Hill slope.

Projects to start include: Loudon Ave wall, New Cut Rd wall and Old Stockbridge wall.

FY 2017 Budget	1,250	300	1,550	0	300	0	300	0	600	0	0	0		2,150
Difference 2017 / 2018	0	1,100	1,100	0	0	0	0	0	0	0	0	0	0	1,100

Fiscal 2018 Capital Budget

Project: C0290-COURTHOUSE RENOVATION/REPLACEMENT

GENERAL COUNTY PROJECTS

Number: C0290

Description

A project to expand and renovate and replace the existing courthouse. The effort will be to construct a new Judicial Function Building/Parking Garage, to add a new building addition to the Courthouse, and to renovate/upgrade interior spaces of the existing courthouse. The Dorsey Building site on Route 108 will be used for the new facility.

Justification

The project will provide:

1. New Judicial Function Building/Parking Garage which provides additional Court facilities short term & intermediate term requirements;
2. Single Entry Security Checkpoint with a sky bridge connection to existing Courthouse;
3. Two new Civil Courtrooms, with Judges Chambers;
4. Secure parking for Judges and Masters;
5. Greater functionality for Lobby, Jury Assembly Areas, Waiting Areas, and Circulation Atrium space;
6. Renovated existing functional space for Court expanding requirements;
7. Site work revisions for Judicial Building/Parking Garage.

Remarks

1. Initial programming phase of this project determination made that original proposed solution of two additional courtrooms and a sky bridge from existing parking lot would not meet long term needs of Circuit Court.
2. All stakeholders of Circuit Court were interviewed and a complete set of program of requirements were developed which identified current and future needs. Current funds to be used to maintain the existing Circuit Court Courthouse and for the P3 development process. Program of Requirements is for new Courthouse.
3. FY18 funding request represents public funding only.
4. Title changed FY2018, Previous Title: Courthouse Renovation.
5. The County's financial system will allow tracking spending related to renovation and proposed new building separately within the same project.

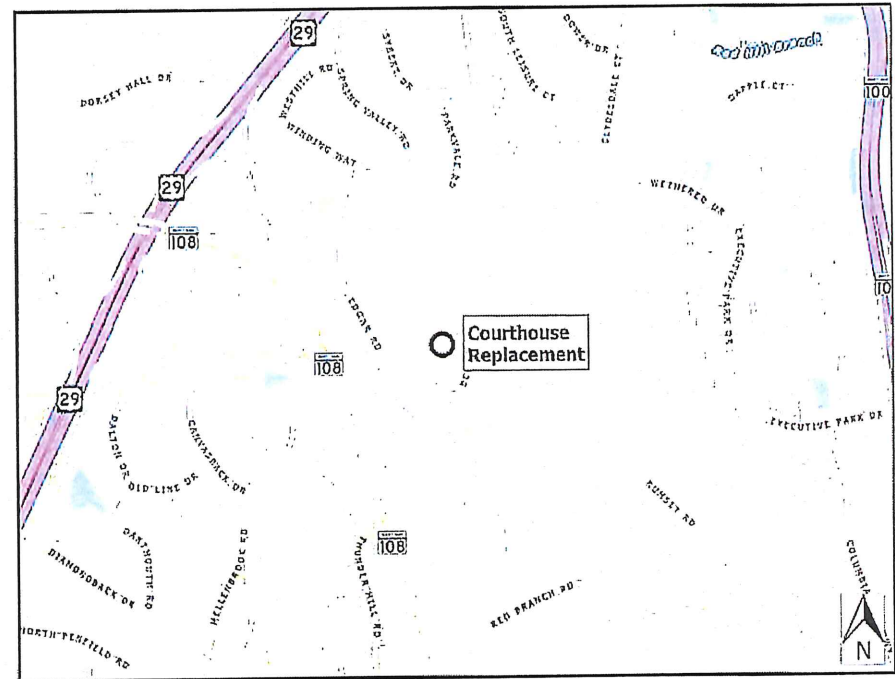
Project Schedule

FY18 - Complete RFQ, RFP and Award P3 (Public Private Partnership) contract.

Operating Budget Impact

Annual Bond Redemption \$ \$5,080,275

Private financing through annual availability payment in multi-year contracts will be shown in operating budget.



Fiscal 2018 Capital Budget

Project: C0317-FY2013 SYSTEMIC FACILITY IMPROVEMENTS

Description

A project to improve or upgrade the physical plant of public buildings, their equipment and systems, to replace plants/systems which have deteriorated beyond routine maintenance or provide for system management initiatives.

Justification

Building systems that exceeded their useful life, are inefficient, or have deteriorated beyond maintenance standards. Upgrades, replacement, or renovations are necessary to allow Facilities to maintain its' support function.

Remarks

1. Energy Performance Contract approved by Council Bill #52-2014.
2. Upgrade/improve building infrastructures to meet current facility standards/requirements; to meet changed/expanded/complex missions; to extend facility life expectancy; to improve efficiency, effectiveness and life safety: for roofing systems, window systems, HVAC systems, electrical systems, fire protection systems, energy management & control systems, and for environmental/safety corrections.
3. Prior appropriation restated with the creation of a new funding category of master lease (which used to be included in Other Income in this project).

Project Schedule

FY18 - Design/Construction - Leased space renovations for Dorsey staff, Deferred Maintenance, Howard Bld. renovations, Leased Space Renovations for Gateway Staff, Leased Space Renovations for CAC and Board of Elections, and Unplanned Renovations and Relocations. **Expenditures for New school Maintenance site Renovation until new FY18 capital project is effective.**

FY19 - Design/Construction - Deferred Maintenance, Leased Space Renovations for Dorsey Staff, and Unplanned Renovations and Relocations, Annual Interior Painting and Carpet Replacement, Annual Roof Repairs, Annual Exterior Painting and Siding.

FY20 - Design/Construction, Deferred Maintenance and Unplanned Renovations and Relocations, Annual Interior Painting and Carpet Replacement, Annual Roof Repairs, Annual Exterior Painting and Siding.

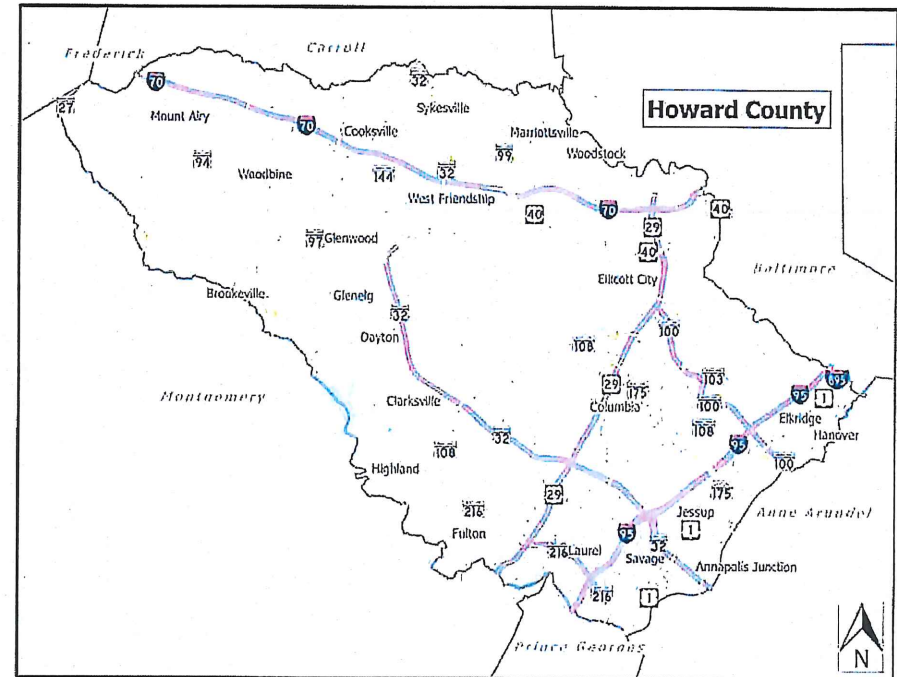
GENERAL COUNTY PROJECTS

Number: C0317

Operating Budget Impact

Annual Bond Redemption \$ \$4,927,185

Will provide future savings as a result of reduced maintenance and energy costs.



Fiscal 2018 Capital Budget

Project: FY2013 SYSTEMIC FACILITY IMPROVEMENTS

GENERAL COUNTY PROJECTS

Number: C0317

(In Thousands)				Five Year Capital Program						Master Plan				
Appropriation Object Class	Prior Appr.	FY2018 Budget	Appr. Total	Fiscal 2019	Fiscal 2020	Fiscal 2021	Fiscal 2022	Fiscal 2023	Sub Total	Fiscal 2024	Fiscal 2025	Fiscal 2026	Fiscal 2027	Total Project
PLANS & ENGINEERING	3,750	523	4,273	538	256	240	240	240	1,514	208	208	0	0	6,203
CONSTRUCTION	29,050	11,774	40,824	8,267	7,725	6,932	6,932	6,932	36,788	6,932	6,932	0	0	91,476
ADMINISTRATION	600	300	900	323	262	218	230	230	1,263	230	230	0	0	2,623
EQUIPMENT & FURNISHINGS	16,575	2,267	18,842	5,913	750	750	750	750	8,913	750	750	0	0	29,255
Total Expenditures	49,975	14,864	64,839	15,041	8,993	8,140	8,152	8,152	48,478	8,120	8,120	0	0	129,557
BONDS	34,975	11,800	46,775	15,041	8,993	8,140	8,152	8,152	48,478	8,120	8,120	0	0	111,493
OTHER SOURCES	0	64	64	0	0	0	0	0	0	0	0	0	0	64
PAY AS YOU GO	0	3,000	3,000	0	0	0	0	0	0	0	0	0	0	3,000
LEASE	15,000	0	15,000	0	0	0	0	0	0	0	0	0	0	15,000
Total Funding	49,975	14,864	64,839	15,041	8,993	8,140	8,152	8,152	48,478	8,120	8,120	0	0	129,557

\$35,163,739 spent and encumbered through February 2017

\$19,920,438 spent and encumbered through February 2016

Project Status : FY17 design and renovation of various County projects.

FY 2017 Budget	49,975	8,843	58,818	8,843	8,843	8,843	8,843	4,000	39,372	4,000	4,000	0		106,190
Difference 2017 / 2018	0	6,021	6,021	6,198	150	(703)	(691)	4,152	9,106	4,120	4,120	0	0	23,367

Fiscal 2018 Capital Budget

Project: C0319-FY2010 TAX INCREMENT FINANCING PROJECTS

GENERAL COUNTY PROJECTS

Number: C0319

Description

A project for funding of tax increment financing projects.

Justification

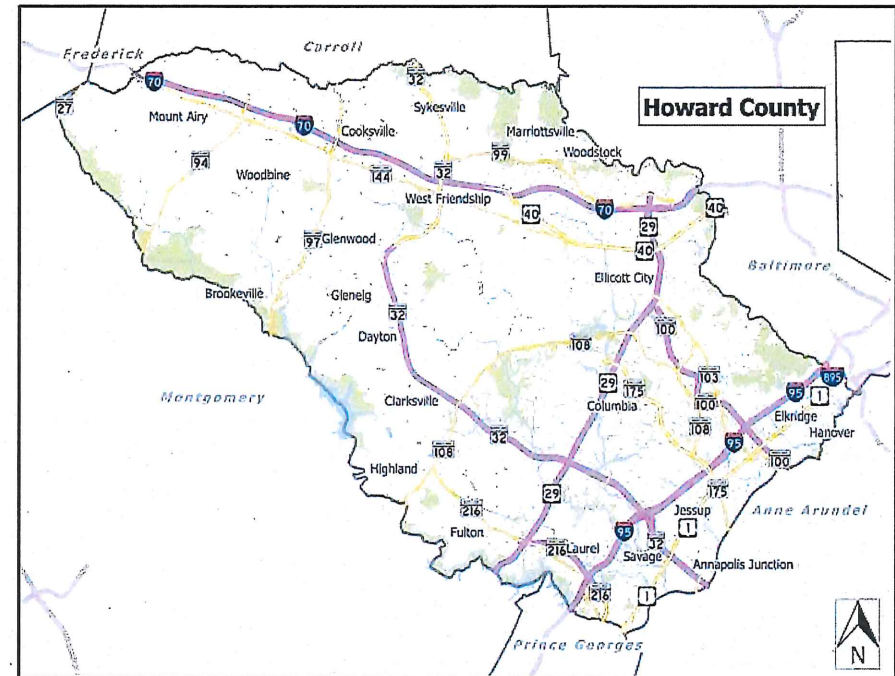
TIF Bonds of up to \$90 million will be sold to enable construction of a public parking garage and other public improvements in the Cresent Special Tax Districts. The project also covers potential public improvement needs in other TIF and Special Tax Districts, including possible TIF district in Laurel Park area, subject to developer application, County Executive approval and County Council approval.

Remarks

1. TIF Bonds project as planned per CB56-2016.

Project Schedule

2. Budget request represents estimates of:
\$30,000,000 for Other financing TIF projects
\$90,000,000 for Downtown Columbia TIF FY19-Potential future TIF project phases.



Fiscal 2018 Capital Budget

Project: FY2010 TAX INCREMENT FINANCING PROJECTS

GENERAL COUNTY PROJECTS

Number: C0319

(In Thousands)				Five Year Capital Program						Master Plan				
Appropriation Object Class	Prior Appr.	FY2018 Budget	Appr. Total	Fiscal 2019	Fiscal 2020	Fiscal 2021	Fiscal 2022	Fiscal 2023	Sub Total	Fiscal 2024	Fiscal 2025	Fiscal 2026	Fiscal 2027	Total Project
CONSTRUCTION	120,000	0	120,000	40,000	0	0	0	0	40,000	0	0	0	0	160,000
Total Expenditures	120,000	0	120,000	40,000	0	0	0	0	40,000	0	0	0	0	160,000
TIF BONDS	120,000	0	120,000	40,000	0	0	0	0	40,000	0	0	0	0	160,000
Total Funding	120,000	0	120,000	40,000	0	0	0	0	40,000	0	0	0	0	160,000

\$0 spent and encumbered through February 2017

spent and encumbered through February 2016

Project Status :

FY 2017 Budget	120,000	40,000	160,000	0	0	0	0	0	0	0	0	0		160,000
Difference 2017 / 2018	-	(40,000)	(40,000)	40,000	0	0	0	0	40,000	0	0	0	0	0

Fiscal 2018 Capital Budget

Project: C0335-FY2014 **COMMUNITY RESOURCES** and SERVICES FACILITY/PROGRAM ENHANCEMENTS

GENERAL COUNTY PROJECTS

Number: C0335

Description

A project to determine the additional facility needs for the Department of **Community Resources and Services (DCRS)**. This is to include Senior Centers, Senior Center Plus sites and space needs for other departmental programming.

Justification

Existing Senior Centers/Senior+ Facilities are not adequate to support the tremendously increasing demand for such services/facilities, nor are the existing facilities necessarily located to effectively service all the expanding aging population. We need to develop a master plan to define how we can best serve this growing segment of the County population. In order to prepare for plan development, we will conduct a comprehensive needs assessment to determine community needs and identify gaps in existing services.

Remarks

Master Plan is complete. Next step is the identification for a site for a new 50+ Center. Additional funds are requested in FY18 to make immediate repairs and improvements to the Florence Bain Senior Center, the most actively used senior center in the County. Those improvements include a small addition to house a fitness room, upgrades to building HVAC, installation of perimeter lighting and other minor interior improvements.

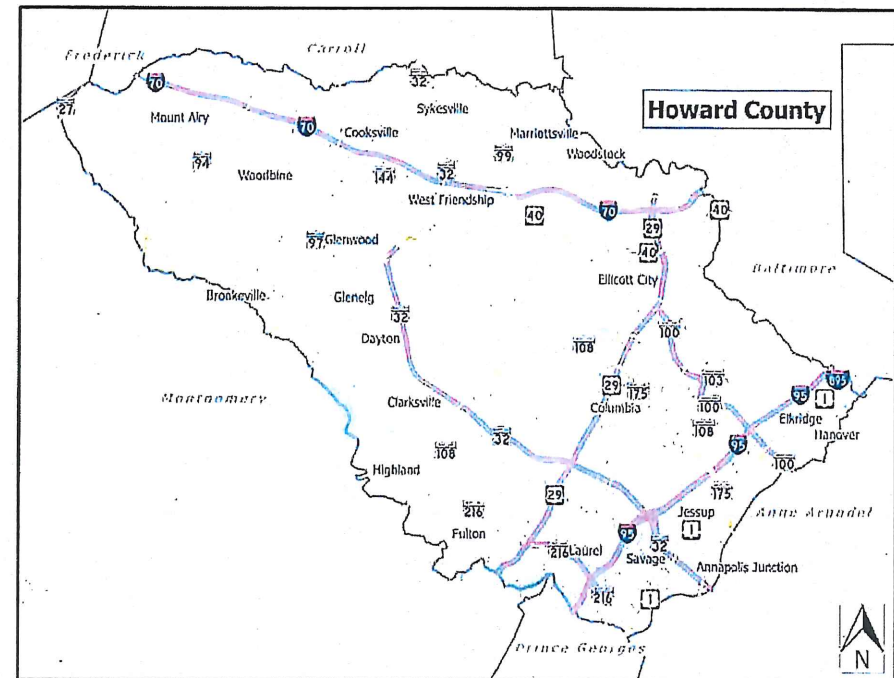
Project Schedule

FY18- Request represents renovation of 50+ Center at East Columbia Library. Complete POR for New 50+ Center.
FY19- Design and Renovation of Bain Center, Design of New 50+ Center.
FY20 - Land Acquisition for New 50+ Center.
FY21- Construct New 50+ Center.
FY22 - Furniture, Fixtures and Equipment for New 50+ Center. Project Close Out.

Operating Budget Impact

Annual Bond Redemption \$ \$729,000

Bureau of Facilities sees no impact to FY17 operating budget.



Fiscal 2018 Capital Budget

GENERAL COUNTY PROJECTS

Project: FY2014 **COMMUNITY RESOURCES** and SERVICES FACILITY/PROGRAM
ENHANCEMENTS

Number: C0335

(In Thousands)				Five Year Capital Program						Master Plan				
Appropriation Object Class	Prior Appr.	FY2018 Budget	Appr. Total	Fiscal 2019	Fiscal 2020	Fiscal 2021	Fiscal 2022	Fiscal 2023	Sub Total	Fiscal 2024	Fiscal 2025	Fiscal 2026	Fiscal 2027	Total Project
PLANS & ENGINEERING	300	200	500	150	1,050	0	0	0	1,200	0	0	0	0	1,700
LAND ACQUISITION	0	0	0	0	2,500	0	0	0	2,500	0	0	0	0	2,500
CONSTRUCTION	0	0	0	1,050	0	10,500	0	0	11,550	0	0	0	0	11,550
EQUIPMENT & FURNISHINGS	0	0	0	0	0	0	500	0	500	0	0	0	0	500
Total Expenditures	300	200	500	1,200	3,550	10,500	500	0	15,750	0	0	0	0	16,250
BONDS	250	200	450	1,200	3,550	10,500	500	0	15,750	0	0	0	0	16,200
PAY AS YOU GO	50	0	50	0	0	0	0	0	0	0	0	0	0	50
Total Funding	300	200	500	1,200	3,550	10,500	500	0	15,750	0	0	0	0	16,250

\$296,982 spent and encumbered through February 2017

\$296,982 spent and encumbered through February 2016

Project Status : FY16 Master Plan for DCRS Complete.

FY 2017 Budget	300	0	300	0	0	0	0	0	0	0	0	0	0	300
Difference 2017 / 2018	0	200	200	1,200	3,550	10,500	500	0	15,750	0	0	0	0	15,950

Fiscal 2018 Capital Budget

Project: C0338-FY2015 BROADBAND INSTALLATIONS

Description

The Broadband Installation project will improve the fiber installed through the ICBN grant and extend services to various organizations including adding additional county facilities to our fiber network. This will also be used for the equipment inside the building to light the fiber and provide services.

Justification

This is to help reduce overall leased line costs as well as provide equipment refreshes to support higher network speeds that are being requested.

Remarks

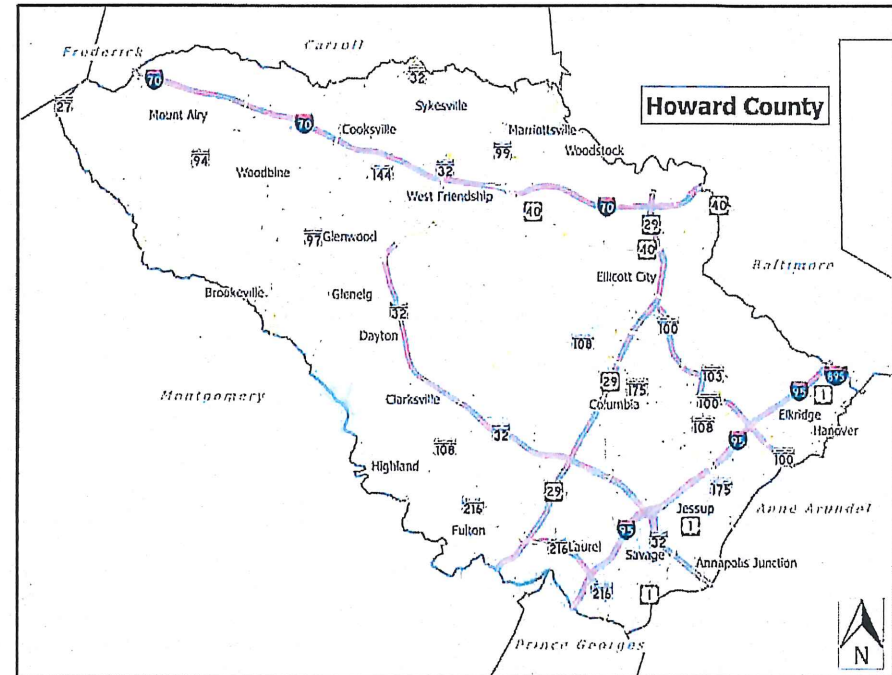
1. OTHER revenues are generated from fee-supported bonds or capital lease.
2. Build out and infrastructure upgrades continue through fiscal year.
3. Fiber build out of laterals and backbone will also continue throughout fiscal year.

Project Schedule

Completion of infrastructure upgrades and continued expansion of fiber network .
Project is to be ongoing as need and demand exists.

GENERAL COUNTY PROJECTS

Number: C0338



Fiscal 2018 Capital Budget

Project: C0339-FY2015 BROADBAND INSTALLATIONS NON-COUNTY GOVERNMENT

GENERAL COUNTY PROJECTS

Number: C0339

Description

The Broadband Installation project will extend services to various non-county government organizations including adding facilities to our fiber network. This will also be used for the equipment inside the building to light the fiber and provide services.

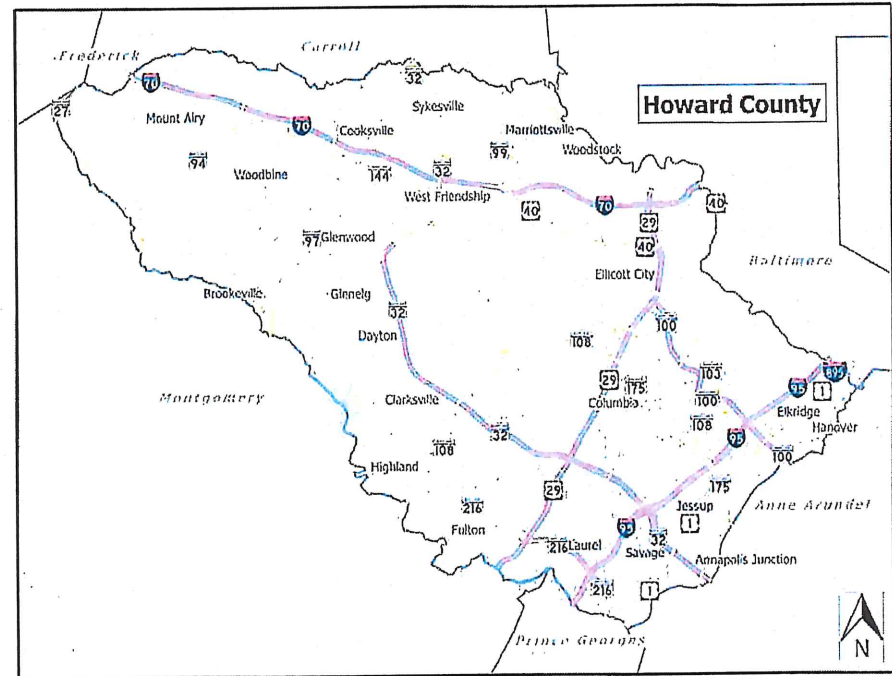
Justification

Remarks

OTHER revenues are generated from fee-supported bonds or capital lease.

Project Schedule

FY18 - Continue to add non-County government agencies to the fiber network as demand requires.



Fiscal 2018 Capital Budget

Project: C0340-FY2015 BROADBAND INSTALLATIONS NON-GOVERNMENT

GENERAL COUNTY PROJECTS

Number: C0340

Description

The Broadband Installation project will extend services to non-government facilities to our fiber network. This will also be used for the equipment inside the building to light the fiber and provide services.

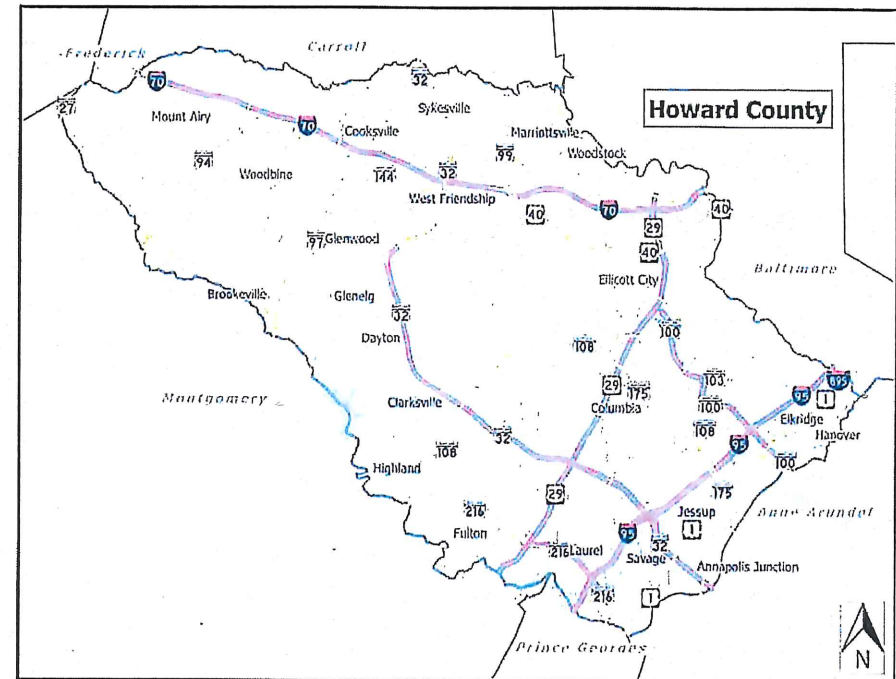
Justification

Remarks

OTHER revenues are generated from fee-supported bonds or capital lease.

Project Schedule

FY18 - Continue adding customers to the network as demand requires.



Fiscal 2018 Capital Budget

Project: C0346-FY2017 DAYTON ADMINISTRATION BUILDING

Description

This project will provide for the replacement of an aging trailer currently used for the Highways Administration functions. It houses eight full-time employees. It has no bathroom facility, no meeting or conference room and no room to expand.

Justification

This program will address the need for a permanent Administration building for the Bureau. The existing trailer has reached its useful life. The trailer has constant issues with the HVAC, leaking roof/doors/windows. The new building will accommodate a sleeping quarter to be utilized in emergency situations, a conference room, a DOC room and a restroom with showers for the staff.

Remarks

Project encompassed by C0348 Modernization of Fleet and Highway Shops.

Project Schedule

FY18 - Defund and close.

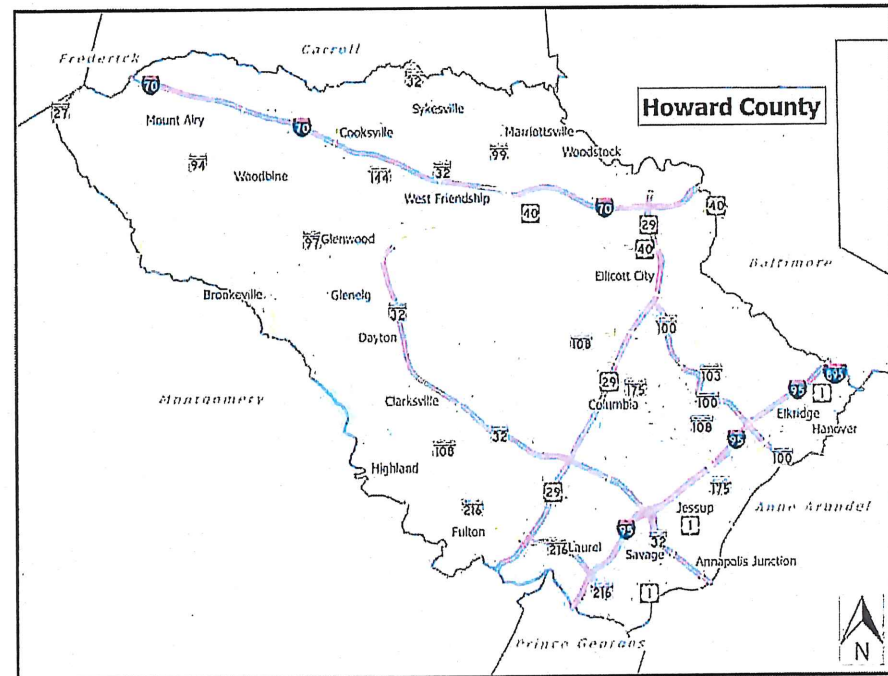
GENERAL COUNTY PROJECTS

Number: C0346

Operating Budget Impact

Annual Bond Redemption \$ \$45,000

Bureau of Facilities sees no impact to budget in FY17, earliest impact to budget would be FY18.



Fiscal 2018 Capital Budget

Project: FY2017 DAYTON ADMINISTRATION BUILDING

GENERAL COUNTY PROJECTS

Number: C0346

(In Thousands)				Five Year Capital Program						Master Plan				
Appropriation Object Class	Prior Appr.	FY2018 Budget	Appr. Total	Fiscal 2019	Fiscal 2020	Fiscal 2021	Fiscal 2022	Fiscal 2023	Sub Total	Fiscal 2024	Fiscal 2025	Fiscal 2026	Fiscal 2027	Total Project
PLANS & ENGINEERING	50	(15)	35	0	0	0	0	0	0	0	0	0	0	35
CONSTRUCTION	950	(950)	0	0	0	0	0	0	0	0	0	0	0	0
Total Expenditures	1,000	(965)	35	0	0	0	0	0	0	0	0	0	0	35
BONDS	1,000	(965)	35	0	0	0	0	0	0	0	0	0	0	35
Total Funding	1,000	(965)	35	0	0	0	0	0	0	0	0	0	0	35

\$33,172 spent and encumbered through February 2017

spent and encumbered through February 2016

Project Status : Construction of new Facility at Dayton Highways for admin facility as well as repairs to other misc facilities at Highways Site.

FY 2017 Budget	1,000	1,000	2,000	0	0	0	0	0	0	0	0	0	0	2,000
Difference 2017 / 2018	0	(1,965)	(1,965)	0	0	0	0	0	0	0	0	0	0	(1,965)

Fiscal 2018 Capital Budget

Project: C0348-FY2017 MODERNIZATION OF FLEET AND HIGHWAYS SHOPS

GENERAL COUNTY PROJECTS

Number: C0348

Description

A project for the master planning, design, construction of new facilities and renovation of existing County Fleet and Highways Facilities to modernize the facilities. This project will improve the efficiency of operations, improve the safety of the working conditions for employees and correct a number of site deficiencies.

Justification

The existing Fleet and Highway facilities have outlived their life. The building systems are inefficient, the building envelopes do not provide adequate insulation, adding to high operating costs and the building envelopes are in need of repair or replacement. The shop buildings can no longer accommodate the staff working on the vehicles. The administration buildings are mostly portable trailers that were placed throughout the years with any type of site master plan gradually restricting access and maneuverability on the site making operations inefficient for the Highways staff. The disjointed administration facilities do not lend themselves to a collaborative work environment reducing operational and managerial efficiencies. Bunk rooms and adequate showers are not present on many of the sites, causing additional expense to the County for any weather related emergency.

Remarks

1. Funding requested in FY17 for planning, design and emergency repairs.
2. Consolidate with C0346 funding.

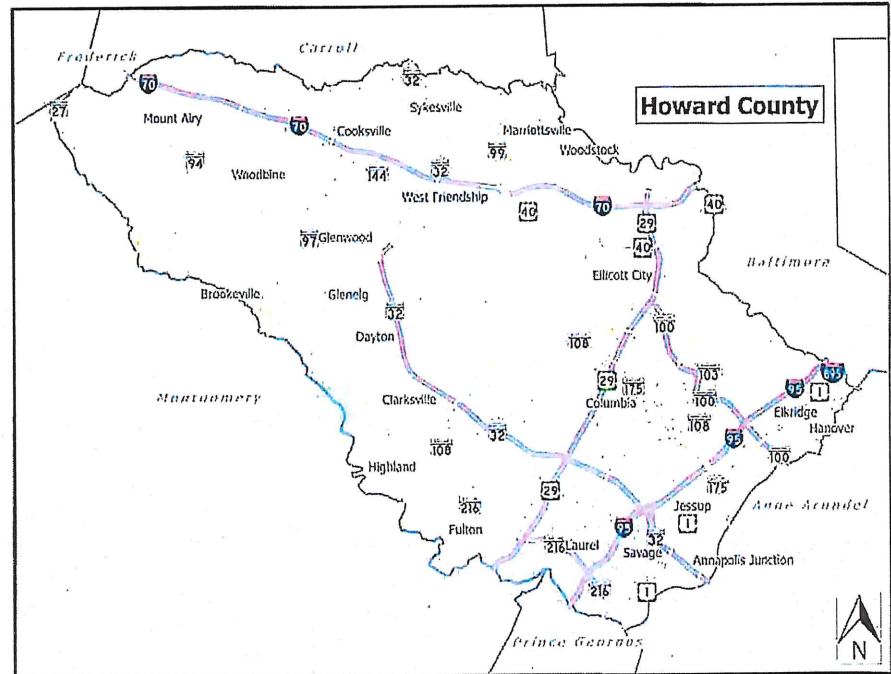
Project Schedule

- FY19 Design and construct new administration building including bunkroom and crew facilities at Mayfield Shop.
- FY20 Design and construct new administration building at Dayton Shop.
- FY22 Design new maintenance bays and ancillary facilities for Mayfield.
- FY23 Construct Mayfield, Plan Cookesville Maintenance.
- FY24 Construct Cookesville.

Operating Budget Impact

Annual Bond Redemption \$ \$1,876,275

Bur of Facilities estimates the annual impact in FY17 and beyond to O&M and utilities at \$16,000.



Fiscal 2018 Capital Budget**GENERAL COUNTY PROJECTS****Project: FY2017 MODERNIZATION OF FLEET AND HIGHWAYS SHOPS****Number: C0348****(In Thousands)****Five Year Capital Program****Master Plan**

Appropriation Object Class	Prior Appr.	FY2018 Budget	Appr. Total	Fiscal 2019	Fiscal 2020	Fiscal 2021	Fiscal 2022	Fiscal 2023	Sub Total	Fiscal 2024	Fiscal 2025	Fiscal 2026	Fiscal 2027	Total Project
PLANS & ENGINEERING	500	0	500	424	520	0	2,300	1,095	4,339	0	0	0	0	4,839
LAND ACQUISITION	0	0	0	3,338	5,204	0	0	0	8,542	0	0	0	0	8,542
CONSTRUCTION	400	965	1,365	50	71	0	0	15,688	15,809	10,293	0	0	0	27,467
ADMINISTRATION	0	0	0	71	0	0	69	503	643	315	0	0	0	958
EQUIPMENT & FURNISHINGS	0	0	0	275	0	379	0	0	654	200	0	0	0	854
Total Expenditures	900	965	1,865	4,158	5,795	379	2,369	17,286	29,987	10,808	0	0	0	42,660
BONDS	900	965	1,865	4,158	5,795	379	2,369	17,286	29,987	10,808	0	0	0	42,660
Total Funding	900	965	1,865	4,158	5,795	379	2,369	17,286	29,987	10,808	0	0	0	42,660

\$29,587 spent and encumbered through February 2017

spent and encumbered through February 2016

Project Status : Awaiting funding. Renovations will be made to Dayton, Cookeville, Ridge Road, Mayfield and other misc Bureau of Highways and Fleet Department Facilities.

FY 2017 Budget	900	1,750	2,650	5,000	2,200	5,000	800	0	13,000	0	0	0		15,650
Difference 2017 / 2018	0	(785)	(785)	(842)	3,595	(4,621)	1,569	17,286	16,987	10,808	0	0	0	27,010

Fiscal 2018 Capital Budget**GENERAL COUNTY PROJECTS****Project: FY2018 NEW SCHOOL MAINTENANCE SITE RENOVATION****Number: C0355**

(In Thousands)				Five Year Capital Program						Master Plan				
Appropriation Object Class	Prior Appr.	FY2018 Budget	Appr. Total	Fiscal 2019	Fiscal 2020	Fiscal 2021	Fiscal 2022	Fiscal 2023	Sub Total	Fiscal 2024	Fiscal 2025	Fiscal 2026	Fiscal 2027	Total Project
PLANS & ENGINEERING	0	500	500	0	0	0	0	0	0	0	0	0	0	500
CONSTRUCTION	0	5,298	5,298	0	0	0	0	0	0	0	0	0	0	5,298
Total Expenditures	0	5,798	5,798	0	0	0	0	0	0	0	0	0	0	5,798
BONDS	0	5,798	5,798	0	0	0	0	0	0	0	0	0	0	5,798
Total Funding	0	5,798	5,798	0	0	0	0	0	0	0	0	0	0	5,798

\$0 spent and encumbered through February 2017

spent and encumbered through February 2016

Project Status :

Difference 2017 / 2018	0	5,798	5,798	0	0	0	0	0	0	0	0	0	0	5,798
------------------------	---	-------	-------	---	---	---	---	---	---	---	---	---	---	-------

Fiscal 2018 Capital Budget

Project: D1157-FY2006 ST JOHNS LANE VICINITY DRAINAGE

Description

A project for the construction of drainage improvements along St Johns Lane, Northfield Road, Southfield Road, Crescent Road, Hawthorne Road, Crestleigh Road, Club Court and the adjacent neighborhoods.

Justification

The Traffic Division has requested that the drainage of St. Johns Lane be improved and adjacent property owners have requested that the runoff from the road and other drainage issues in the adjacent neighborhoods be addressed.

Remarks

1. Construction of some projects may be dependent on donation of necessary easements and/or resident cost share participation.
2. Phase IV - Drainage Improvements along Northfield Road and Southfield Road.
3. Phase V - Drainage Improvements along Club Court. **Dado Ct. added.**

Project Schedule

FY18 - Land Acquisition and Construction.
FY19 - Complete, Close.

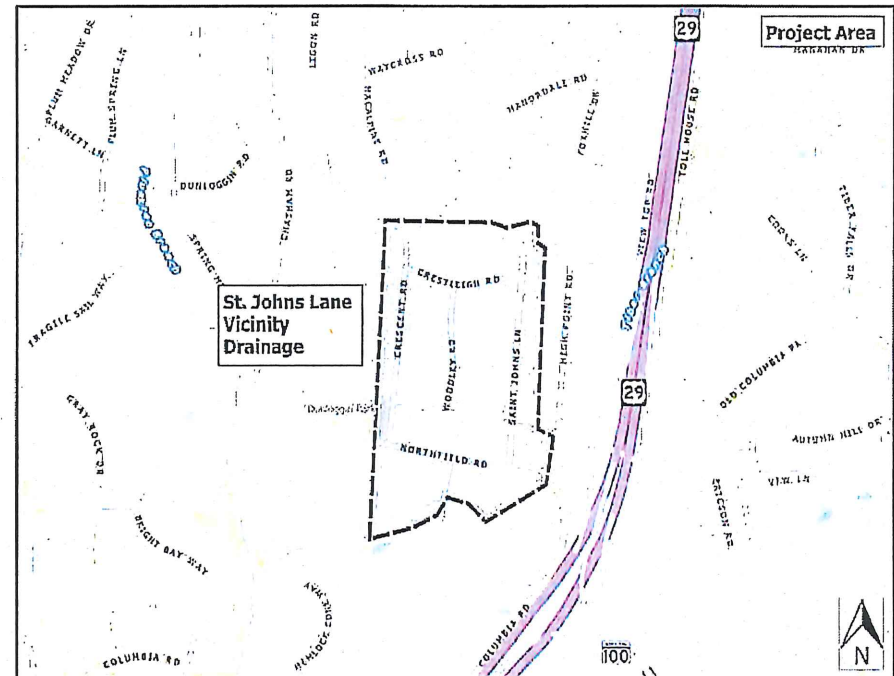
DRAINAGE PROJECTS

Number: D1157

Operating Budget Impact

Annual Bond Redemption \$ \$63,675

Estimated annual maintenance costs upon completion: Decrease.



Fiscal 2018 Capital Budget

Project: FY2006 ST JOHNS LANE VICINITY DRAINAGE

DRAINAGE PROJECTS

Number: D1157

(In Thousands)				Five Year Capital Program						Master Plan				
Appropriation Object Class	Prior Appr.	FY2018 Budget	Appr. Total	Fiscal 2019	Fiscal 2020	Fiscal 2021	Fiscal 2022	Fiscal 2023	Sub Total	Fiscal 2024	Fiscal 2025	Fiscal 2026	Fiscal 2027	Total Project
PLANS & ENGINEERING	290	0	290	0	0	0	0	0	0	0	0	0	0	290
LAND ACQUISITION	100	0	100	0	0	0	0	0	0	0	0	0	0	100
CONSTRUCTION	1,020	0	1,020	100	0	0	0	0	100	0	0	0	0	1,120
ADMINISTRATION	5	0	5	0	0	0	0	0	0	0	0	0	0	5
Total Expenditures	1,415	0	1,415	100	0	0	0	0	100	0	0	0	0	1,515
BONDS	1,415	0	1,415	100	0	0	0	0	100	0	0	0	0	1,515
Total Funding	1,415	0	1,415	100	0	0	0	0	100	0	0	0	0	1,515

\$1,060,512 spent and encumbered through February 2017

\$926,539 spent and encumbered through February 2016

Project Status : FY17 - Land acquisition in progress for Phase V.

FY 2017 Budget	1,415	0	1,415	0	0	0	0	0	0	0	0	0	0	1,415
Difference 2017 / 2018	0	0	0	100	0	0	0	0	100	0	0	0	0	100

Fiscal 2018 Capital Budget

ROAD CONSTRUCTION PROJECTS

Project: FY2014 DEVELOPER/COUNTY SHARED IMPROVEMENTS

Number: J4220

(In Thousands)

Five Year Capital Program

Master Plan

Appropriation Object Class	Prior Appr.	FY2018 Budget	Appr. Total	Fiscal 2019	Fiscal 2020	Fiscal 2021	Fiscal 2022	Fiscal 2023	Sub Total	Fiscal 2024	Fiscal 2025	Fiscal 2026	Fiscal 2027	Total Project
PLANS & ENGINEERING	200	0	200	25	0	0	0	0	25	0	0	0	0	225
LAND ACQUISITION	75	0	75	0	0	0	0	0	0	0	0	0	0	75
CONSTRUCTION	450	125	575	125	0	0	0	0	125	0	0	0	0	700
Total Expenditures	725	125	850	150	0	0	0	0	150	0	0	0	0	1,000
BONDS	0	0	0	75	0	0	0	0	75	0	0	0	0	75
DEVELOPER CONTRIBUTION	225	125	350	75	0	0	0	0	75	0	0	0	0	425
EXCISE TAX BACKED BONDS	500	0	500	0	0	0	0	0	0	0	0	0	0	500
Total Funding	725	125	850	150	0	0	0	0	150	0	0	0	0	1,000

\$0 spent and encumbered through February 2017
 spent and encumbered through February 2016
 Project Status :

FY 2017 Budget	725	150	875	150	0	0	0	0	150	0	0	0		1,025
Difference 2017 / 2018	0	(25)	(25)	0	0	0	0	0	0	0	0	0	0	(25)

Project: J4252-FY2019 SYSTEMIC INFRASTRUCTURE IMPROVEMENTS TO DNTN ELLICOTT CITY

ROAD CONSTRUCTION PROJECTS

Operating Budget Impact

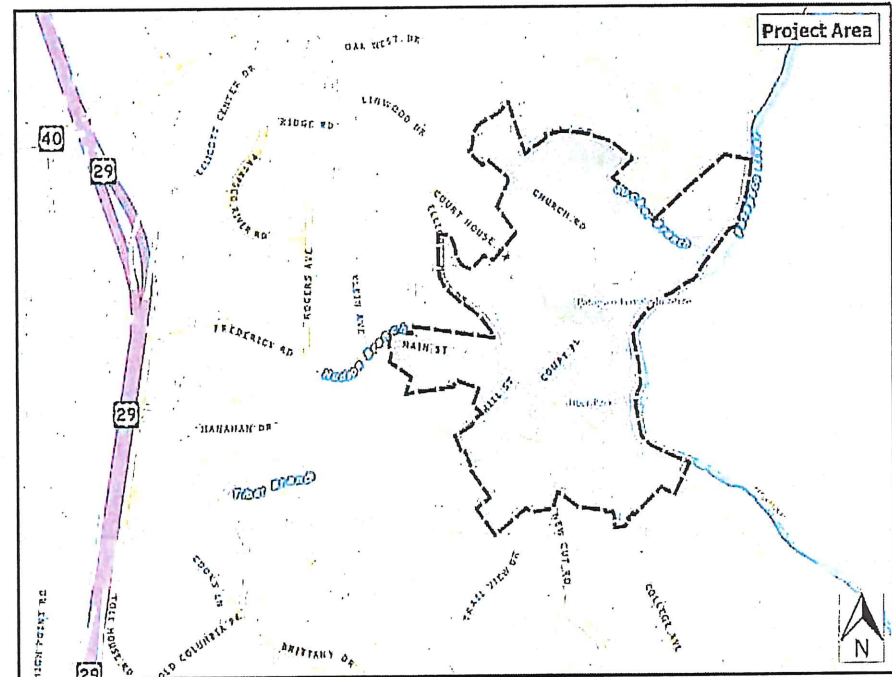
Annual Bond Redemption \$ \$99,000

Estimated annual maintenance costs upon construction completion:
\$19,000 per two lane mile of new roadway.

The 2016 flood caused numerous and obvious road and drainage infrastructure deficiencies. DPW could only address the most urgent needs during the emergency declaration period. Main Street was temporarily repaired, but restoration is not complete. Roads and drainage systems surrounding Main Street such as Old Columbia Pike, Court Avenue, Church Street, Emory Street and Fels Lane also require attention. Upgrades, replacements, corrections and renovations are needed to sustain the public infrastructure into the future.

1. Request represents project initiation.
2. Project to be coordinated with C0337.
3. FY18 State Bond Bill GRANT not

received
Project Schedule



Fiscal 2018 Capital Budget**ROAD CONSTRUCTION PROJECTS****Project: FY2019 SYSTEMIC INFRASTRUCTURE IMPROVEMENTS TO DNTN ELLICOTT CITY****Number: J4252**

(In Thousands)

Five Year Capital Program

Master Plan

Appropriation Object Class	Prior Appr.	FY2018 Budget	Appr. Total	Fiscal 2019	Fiscal 2020	Fiscal 2021	Fiscal 2022	Fiscal 2023	Sub Total	Fiscal 2024	Fiscal 2025	Fiscal 2026	Fiscal 2027	Total Project
CONSTRUCTION	0	0	0	2,700	0	0	0	0	2,700	0	0	0	0	2,700
Total Expenditures	0	0	0	2,700	0	0	0	0	2,700	0	0	0	0	2,700
BONDS	0	0	0	2,200	0	0	0	0	2,200	0	0	0	0	2,200
GRANTS	0	0	0	500	0	0	0	0	500	0	0	0	0	500
Total Funding	0	0	0	2,700	0	0	0	0	2,700	0	0	0	0	2,700

\$0 spent and encumbered through February 2017

spent and encumbered through February 2016

Project Status :

Difference 2017 / 2018	0	0	0	2,700	0	0	0	0	2,700	0	0	0	0	2,700
------------------------	---	---	---	-------	---	---	---	---	-------	---	---	---	---	-------

Fiscal 2018 Capital Budget

Project: FY2007 PEDESTRIAN PLAN PROJECTS

SIDEWALKS

Number: K5061

(In Thousands)				Five Year Capital Program						Master Plan				
Appropriation Object Class	Prior Appr.	FY2018 Budget	Appr. Total	Fiscal 2019	Fiscal 2020	Fiscal 2021	Fiscal 2022	Fiscal 2023	Sub Total	Fiscal 2024	Fiscal 2025	Fiscal 2026	Fiscal 2027	Total Project
PLANS & ENGINEERING	690	200	890	100	100	100	100	0	400	0	0	0	0	1,290
LAND ACQUISITION	160	50	210	50	50	50	50	0	200	0	0	0	0	410
CONSTRUCTION	1,767	(166)	1,601	500	500	500	500	0	2,000	0	0	0	0	3,601
ADMINISTRATION	10	0	10	0	0	0	0	0	0	0	0	0	0	10
Total Expenditures	2,627	84	2,711	650	650	650	650	0	2,600	0	0	0	0	5,311
BONDS	1,191	250	1,441	650	650	650	650	0	2,600	0	0	0	0	4,041
DEVELOPER CONTRIBUTION	300	0	300	0	0	0	0	0	0	0	0	0	0	300
GRANTS	386	(166)	220	0	0	0	0	0	0	0	0	0	0	220
PAY AS YOU GO	750	0	750	0	0	0	0	0	0	0	0	0	0	750
Total Funding	2,627	84	2,711	650	650	650	650	0	2,600	0	0	0	0	5,311

\$1,399,331 spent and encumbered through February 2017

\$1,208,757 spent and encumbered through February 2016

Project Status : FY17 Projects in Design Queue: Loc 52, Whiskey Bottom Rd. (3 Segments); Loc 160, Guilford Rd (first portion); Loc 125, MD108 north of Richards Valley; Loc 14, Hanover Rd. Corridor (Skipton to Hi-Tech); Loc 146, Dobbin Rd., Oakland Mills to McGaw & Stanford, and Dobbin Rd. connections near MD175; Loc 209, Frederick Rd., Centerinial to Grey Rock; Loc 42, Guilford Rd., US1 to 10408 Guilford at Community Center; Loc 214, Twin Rivers; Loc 104, US40 at Normandy Center; Loc 155, Aladdin Dr. near Hammond School.

Construction Complete: Loc 45, Howard St.; Loc 60, Assateague Dr.; Loc 143, Broken Land Pathway.

FY 2017 Budget	2,627	650	3,277	650	650	0	0	0	1,300	0	0	0		4,577
Difference 2017 / 2018	0	(566)	(566)	0	0	650	650	0	1,300	0	0	0	0	734

Fiscal 2018 Capital Budget

Project: K5067 ADA RAMPS COMPREHENSIVE STUDY PROGRAM

SIDEWALKS

Number: K5067

Description

A program to self-evaluate Countywide ramps and curb cuts in compliance with American with Disabilities Act 1990 (ADA) requirements. The purpose of the self-evaluation is to evaluate County roadway network and facilities for accessibility.

Justification

A. Self-Evaluation Assessment - The sidewalk ramp upgrades are mandated by governmental laws. Field surveys are conducted for all sidewalks along County roadways including sidewalks, curb ramps, curb cuts, and detectable warning pads. Design elements include width, slope, gaps.

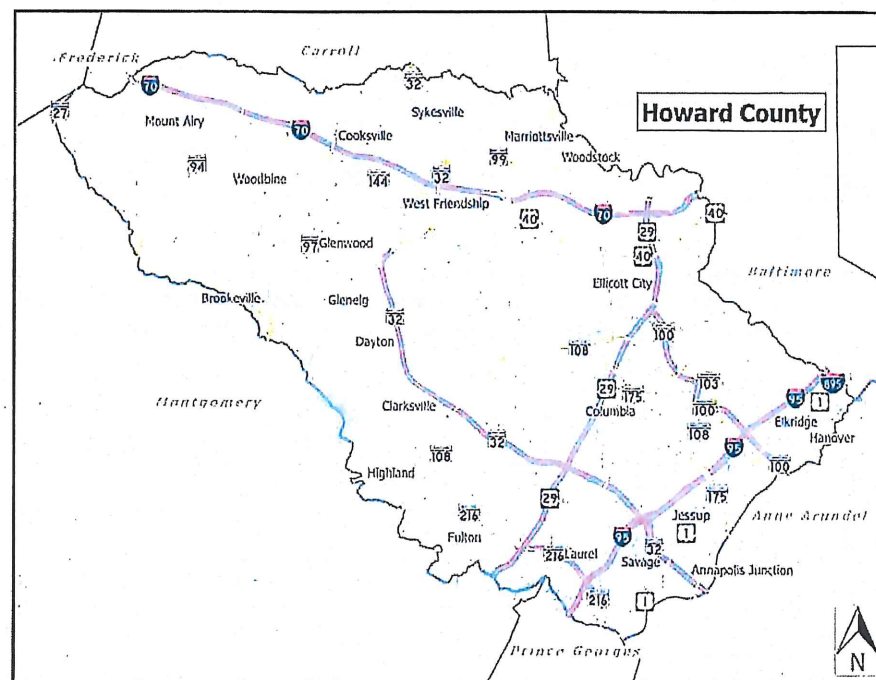
B. Transition Plan - Develop a transition plan to identify deficiencies, outline steps to address, prioritize and plan for the improvements. The current plan is to provide ramps at all locations where the resurfacing will take place in various parts of the County. In the years 2013 through 2015, DPW has placed approximately 1,000 ramps at a cost of approximately \$3.5 million. The County will continue upgrading the remaining ramps and curb cuts through road resurfacing construction to meet ADA requirements. The new element that needs to be provided is to have an inspector inspect the work done to make sure it is in compliance with the latest ADA requirements.

Remarks

1. County owns and maintains approx. 7,800 each sidewalk ramps.
2. Companion project K5068.

Project Schedule

FY17 - Program funding not available.
Close at program completion.



Fiscal 2018 Capital Budget

HOWARD COMMUNITY COLLEGE

Project: FY2015 NURSING and ST BUILDING RENOVATIONS

Number: M0536

(In Thousands)				Five Year Capital Program						Master Plan				
Appropriation Object Class	Prior Appr.	FY2018 Budget	Appr. Total	Fiscal 2019	Fiscal 2020	Fiscal 2021	Fiscal 2022	Fiscal 2023	Sub Total	Fiscal 2024	Fiscal 2025	Fiscal 2026	Fiscal 2027	Total Project
PLANS & ENGINEERING	3,260	75	3,335	0	0	0	0	0	0	0	0	0	0	3,335
CONSTRUCTION	0	20,947	20,947	15,560	0	0	0	0	15,560	0	0	0	0	36,507
EQUIPMENT & FURNISHINGS	0	0	0	3,400	0	0	0	0	3,400	0	0	0	0	3,400
Total Expenditures	3,260	21,022	24,282	18,960	0	0	0	0	18,960	0	0	0	0	43,242
BONDS	1,679	11,430	13,109	9,249	0	0	0	0	9,249	0	0	0	0	22,358
GRANTS	1,581	9,592	11,173	9,711	0	0	0	0	9,711	0	0	0	0	20,884
Total Funding	3,260	21,022	24,282	18,960	0	0	0	0	18,960	0	0	0	0	43,242

\$2,441,349 spent and encumbered through February 2017

\$1,380,949 spent and encumbered through February 2016

Project Status : FY17 - Design is progressing as scheduled. The scope of the project from the prior fiscal year included continuing with the design phase. The timing of the project from the prior fiscal year included completing the construction documents phase in preparation for construction to begin in FY18.

FY 2017 Budget	3,260	21,840	25,100	17,960	0	0	0	0	17,960	0	0	0		43,060
Difference 2017 / 2018	0	(818)	(818)	1,000	0	0	0	0	1,000	0	0	0	0	182

Fiscal 2018 Capital Budget

Project: N3957-FY2003 TROY PARK & HISTORIC REHABILITATION

PARKS PROJECTS

Number: N3957

Description

A project to acquire an additional 5 acres, rehabilitate an 1820 historic house, and design and construct a 106-acre Regional Park and Community Center/Athletic Complex at MD100 and US1.

Justification

This project conforms to the goals and objectives of the 1999, 2005 and 2012 Land Preservation and Recreation Plan. This park will provide needed recreation facilities for the Elkridge Planning Area. The rehabilitation of the Troy House is endorsed by Preservation Howard County. This project is a key component to the US1 Corridor Revitalization effort.

Remarks

Prior funds include FY11-\$219,000 in Program Open Space Funds and, FY09-\$150,000 and FY10-\$455,000 in State Bond Bills.
FY18 - Request addresses funds for continuing the construction of Phase II stadium field and the design of Phase III maintenance shop. Request includes grant revenue adjustment (\$500,000). \$100,000 (Other Sources) National Park Service funds received due to services not rendered during design of Troy Mansion.

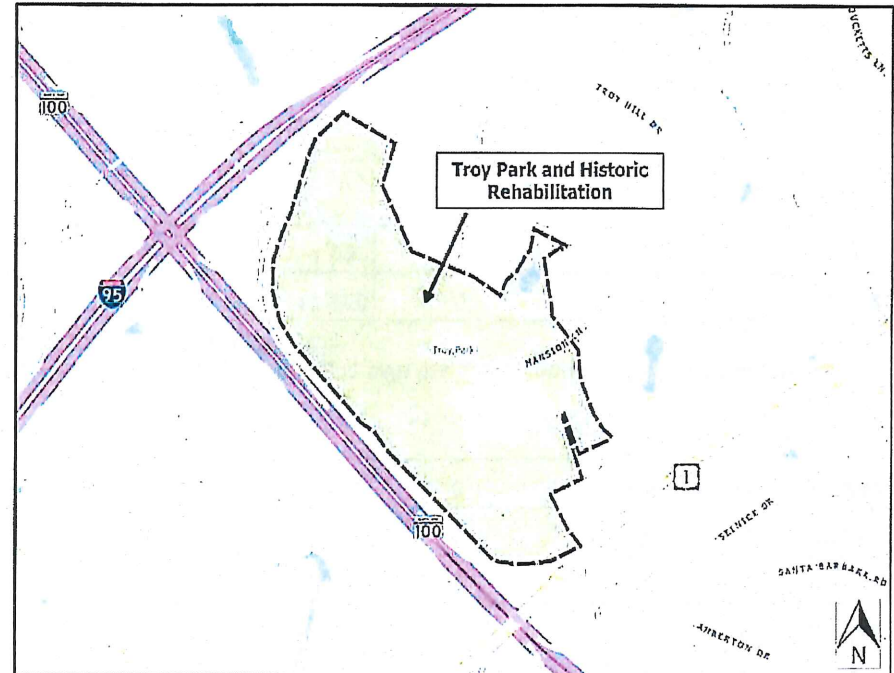
Project Schedule

FY18 - Start the design of Phase III.
FY19 - Start construction of Phase 2B, the Stadium Field and complete the design for Phase III.
FY20 Partial funding for Phase III construction.
FY21 Start the construction for Phase III
FY26 - Start the Design of Phase IV.

Operating Budget Impact

Annual Bond Redemption \$ \$1,335,825

The Bond funding listed for this project includes both long term bond funding. The start up costs for this entire regional park will be \$500,000. Operational cost after construction for each phase is estimated: Phase I - \$20,000, Phase II - \$180,000, Phase III - \$300,000, Phase IV - \$500,000 and Phase V - \$100,000.



Fiscal 2018 Capital Budget

Project: FY2003 TROY PARK & HISTORIC REHABILITATION

PARKS PROJECTS

Number: N3957

(In Thousands)

Appropriation Object Class	Five Year Capital Program									Master Plan				
	Prior Appr.	FY2018 Budget	Appr. Total	Fiscal 2019	Fiscal 2020	Fiscal 2021	Fiscal 2022	Fiscal 2023	Sub Total	Fiscal 2024	Fiscal 2025	Fiscal 2026	Fiscal 2027	Total Project
PLANS & ENGINEERING	4,465	100	4,565	100	100	0	0	0	200	0	0	1,000	0	5,765
LAND ACQUISITION	1,753	0	1,753	0	0	0	0	0	0	0	0	0	0	1,753
CONSTRUCTION	16,325	500	16,825	3,900	3,000	3,000	0	0	9,900	0	0	0	0	26,725
Total Expenditures	22,543	600	23,143	4,000	3,100	3,000	0	0	10,100	0	0	1,000	0	34,243
BONDS	18,585	0	18,585	4,000	3,100	3,000	0	0	10,100	0	0	1,000	0	29,685
GRANTS	2,572	500	3,072	0	0	0	0	0	0	0	0	0	0	3,072
OTHER SOURCES	5	100	105	0	0	0	0	0	0	0	0	0	0	105
TRANSFER TAX	1,381	0	1,381	0	0	0	0	0	0	0	0	0	0	1,381
Total Funding	22,543	600	23,143	4,000	3,100	3,000	0	0	10,100	0	0	1,000	0	34,243

\$21,772,292 spent and encumbered through February 2017

\$12,665,845 spent and encumbered through February 2016

Project Status : Completed Phase II construction.

FY 2017 Budget	22,543	4,000	26,543	4,000	0	0	0	0	4,000	0	0	1,000		31,543
Difference 2017 / 2018	0	(3,400)	(3,400)	0	3,100	3,000	0	0	6,100	0	0	0	0	2,700

Fiscal 2018 Capital Budget

Project: P4928-FY2015 NEW/THIRD POLICE STATION

POLICE PROJECTS

Number: P4928

Description

Construct a third fully staffed 24-hour operation Police Station.

Justification

Continued County growth and an engrained philosophy of Community Oriented Policing requires officers and their work site to be part of the Community which they serve. Policing services are operated from Ellicott City and Laurel, along with several neighborhood satellite offices. This affects response times. We have experienced a fifty percent (50%) increase in sworn staffing. Both the Warfield and Southern District buildings are occupied to, or in excess of, capacity. This option could also assist with space needed for overall Department growth referenced above.

Remarks

1. A Facilities Master Plan has been completed for the 20 year need of the Howard County Police Department. The Master Plan includes a new Central District Police Station, Property Management Building, Community Outreach Facility and subsequent renovations of North and South District existing facilities.
2. This project includes work completed at other Police Facilities.

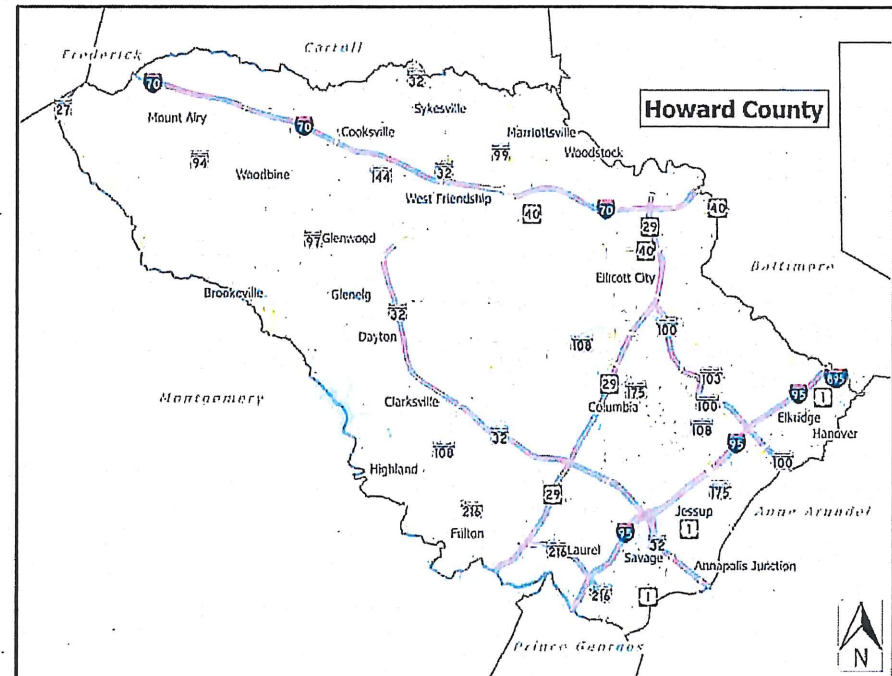
Project Schedule

- FY18- Start design for the New Central District Police Station.
FY19- Complete design Central District Police Station Construction Award, Design Complete and Award Construction for New Property Management Building. Renovations to start in Northern and Southern Districts.
FY20- Construction Complete for New Central District Station.
FY21 - Design New Property Management Building. Complete Renovations of Northern and Southern Districts.
FY22 - Award Construction for Property Management Building.
FY22- Construction Complete for Property Management Building.
FY23 - Design Community Outreach Building.
FY23/24- Award Construction for Community Outreach Building.

Operating Budget Impact

Annual Bond Redemption \$ \$3,291,570

Bureau of Facilities estimates the year of completion and beyond annual impact to O&M and utilities at \$30,000.



Fiscal 2018 Capital Budget

Project: P4928-FY2015 NEW/THIRD POLICE STATION

POLICE PROJECTS

Number: P4928

Description

Construct a third fully staffed 24-hour operation Police Station. This project includes work completed at other Police Facilities.

Justification

Continued County growth and an engrained philosophy of Community Oriented Policing requires officers and their work site to be part of the Community which they serve. Policing services are operated from Ellicott City and Laurel, along with several neighborhood satellite offices. This affects response times. We have experienced a fifty percent (50%) increase in sworn staffing. Both the Warfield and Southern District buildings are occupied to, or in excess of, capacity. This option could also assist with space needed for overall Department growth referenced above.

Remarks

1. A Facilities Master Plan has been completed for the 20 year need of the Howard County Police Department. The Master Plan includes a new Central District Police Station, Property Management Building, Community Outreach Facility and subsequent renovations of North and South District existing facilities.

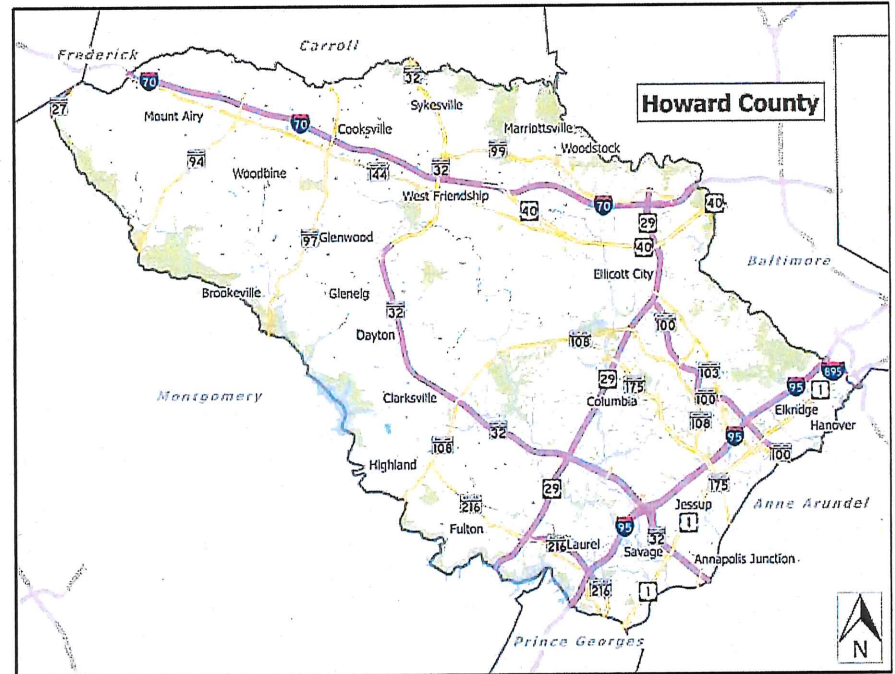
Project Schedule

FY18- Start design for the New Central District Police Station.
FY19- Complete design Central District Police Station Construction Award, Design Complete and Award Construction for New Property Management Building. Renovations to start in Northern and Southern Districts.
FY20- Construction Complete for New Central District Station.
FY21 - Design New Property Management Building. Complete Renovations of Northern and Southern Districts.
FY22 - Award Construction for Property Management Building.
FY22- Construction Complete for Property Management Building.
FY23 - Design Community Outreach Building.
FY23/24- Award Construction for Community Outreach Building.

Operating Budget Impact

Annual Bond Redemption \$ \$3,291,570

Bureau of Facilities estimates the year of completion and beyond annual impact to O&M and utilities at \$30,000.



Fiscal 2018 Capital Budget

Project: FY2009 WATER METER BATTERY REPLACEMENT

WATER PROJECTS

Number: W8289

(In Thousands)

Appropriation Object Class	Five Year Capital Program									Master Plan				
	Prior Appr.	FY2018 Budget	Appr. Total	Fiscal 2019	Fiscal 2020	Fiscal 2021	Fiscal 2022	Fiscal 2023	Sub Total	Fiscal 2024	Fiscal 2025	Fiscal 2026	Fiscal 2027	Total Project
PLANS & ENGINEERING	10	0	10	0	0	0	0	0	0	0	0	0	0	10
CONSTRUCTION	1,100	0	1,100	0	0	0	0	0	0	0	0	0	0	1,100
ADMINISTRATION	346	0	346	0	0	0	0	0	0	0	0	0	0	346
EQUIPMENT & FURNISHINGS	14,400	3,000	17,400	3,000	3,000	0	0	0	6,000	0	0	0	0	23,400
Total Expenditures	15,856	3,000	18,856	3,000	3,000	0	0	0	6,000	0	0	0	0	24,856
UTILITY CASH	10,033	0	10,033	0	0	0	0	0	0	0	0	0	0	10,033
IN-AID of CONSTRUCT UTILITIES	3,763	0	3,763	3,000	3,000	0	0	0	6,000	0	0	0	0	9,763
METRO DISTRICT BOND	2,060	0	2,060	0	0	0	0	0	0	0	0	0	0	2,060
LEASE	0	3,000	3,000	0	0	0	0	0	0	0	0	0	0	3,000
Total Funding	15,856	3,000	18,856	3,000	3,000	0	0	0	6,000	0	0	0	0	24,856

\$9,649,568 spent and encumbered through February 2017

\$7,668,148 spent and encumbered through February 2016

Project Status : As of September 2014 - 45,760 meter radio registers were changed out in this program. Approximately 24,240 radio registers remain to be changed, at approximately 8000 per year.

FY 2017 Budget	15,856	3,000	18,856	3,000	0	0	0	0	3,000	0	0	0		21,856
Difference 2017 / 2018	0	0	0	0	3,000	0	0	0	3,000	0	0	0	0	3,000

Fiscal 2018 Capital Budget

Project: W8913-FY2013 DEVELOPER REBATES WATER & SEWER

WATER PROJECTS

Number: W8913

Description

Land developers in Howard County desiring to provide public water and/or sewer services to a proposed development, request the County to permit them to extend the existing systems to serve their proposed developments through pre-financing of these extensions under terms of a developer's agreement. All such facilities when completed will be County owned and maintained.

Justification

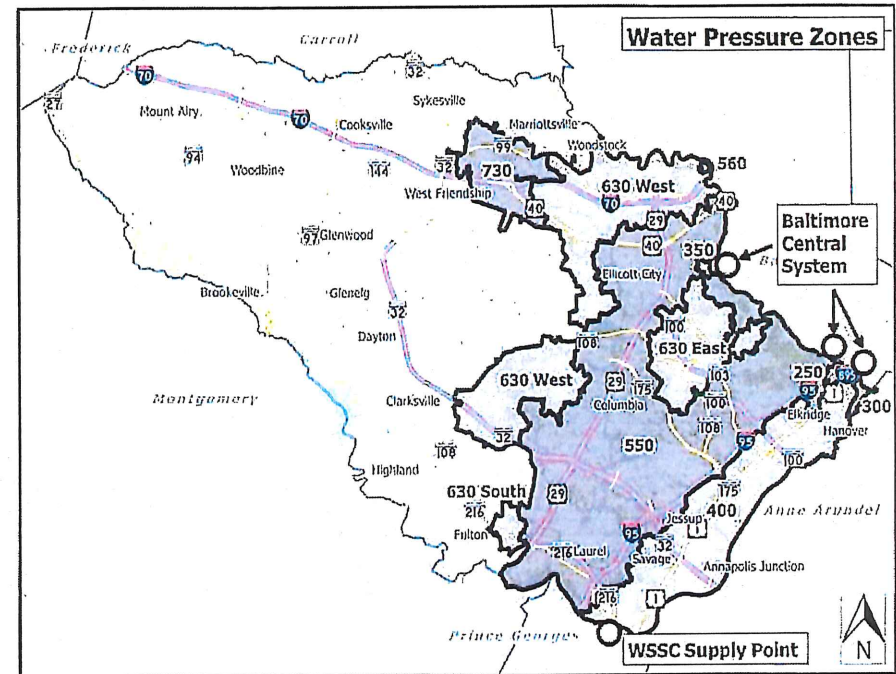
The Developer's Agreements establish a rebate policy providing for the reimbursement of certain monies when new accessible base and front foot benefit charges are created. The aggregate refund will not exceed 100% of the actual cost of the extensions excluding the construction cost of the house connections, rights-of-way, and engineering. The specific rebate amount is predicated upon the front foot assessments which provide the source of the debt service for the County's refinancing requirements.

Remarks

FY18 - Defunding represents Financial reconciliation.

Project Schedule

Ongoing program



Fiscal 2018 Capital Budget

Project: FY2013 DEVELOPER REBATES WATER & SEWER

WATER PROJECTS

Number: W8913

(In Thousands)

(In Thousands)	Five Year Capital Program									Master Plan				
Appropriation Object Class	Prior Appr.	FY2018 Budget	Appr. Total	Fiscal 2019	Fiscal 2020	Fiscal 2021	Fiscal 2022	Fiscal 2023	Sub Total	Fiscal 2024	Fiscal 2025	Fiscal 2026	Fiscal 2027	Total Project
CONSTRUCTION	4,000	(2,000)	2,000	0	0	0	0	0	0	0	0	0	0	2,000
Total Expenditures	4,000	(2,000)	2,000	0	0	0	0	0	0	0	0	0	0	2,000
IN-AID of CONSTRUCT UTILITIES	4,000	(2,000)	2,000	0	0	0	0	0	0	0	0	0	0	2,000
Total Funding	4,000	(2,000)	2,000	0	0	0	0	0	0	0	0	0	0	2,000

\$0 spent and encumbered through February 2017

spent and encumbered through February 2016

Project Status :

FY 2017 Budget	4,000	0	4,000	0	0	0	0	0	0	0	0	0	0	4,000
Difference 2017 / 2018	0	(2,000)	(2,000)	0	0	0	0	0	0	0	0	0	0	(2,000)

Amendment 10 to Council Bill No. 40- 2017

BY: Calvin Ball and
Jennifer Terrasa

Legislative Day No. 8

Date: 5/24/17

Amendment No. 10

(This amendment transfers \$2,400,000 in bond funding from the courthouse project to the Category Contingency Fund. The intent of the County Council is that the funds transferred are to be used for Bicycle Master Plan projects.)

- 1 In the capital budget attached to the Bill:
- 2 • on page 176, in project C0214, insert a new row with "B" as the funding source, and in
- 3 the Fiscal 2018 Budget column insert "2,400".
- 4 • on page 177, in project C0290, strike "105,000" and substitute "102,600".

5

6

Amendment 11 to Council Bill No. 40- 2017

BY: Calvin Ball and
Jennifer Terrasa

Legislative Day No. 8

Date: 5/24/17

Amendment No. 11

(This amendment transfers \$750,000 in bond funding from the courthouse project to the Category Contingency Fund. The intent of the County Council is that the funds transferred are to be used for bus stop improvements.)

- 1 In the capital budget attached to the Bill:
- 2 • on page 176, in project C0214, insert a new row with "B" as the funding source, and in
- 3 the Fiscal 2018 Budget column insert "750".
- 4 • on page 177, in project C0290, strike "105,000" and substitute "104,250".

5

Amendment 1 to Amendment No. 12 to Council Bill No. 40-2017

BY: Chairperson at the request
of the County Executive

Legislative Day No. 8
Date: May 24, 2017

Amendment No. 1 to Amendment No. 12

(This amendment corrects the description of Amendment No. 12.)

1 In the description:

2 1. Strike "9,768,000" and substitute "6,173,000".

3

4 2. After the line for "3. *Talbott Springs Elementary School*", insert:

5 "4. *E1028 New Elementary School #42 Removes \$1,000 in State Aid.*"

Amendment 12 to Council Bill No. 40-2017

BY: Chairperson at the request
of the County Executive

Legislative Day No. 8
Date: May 24, 2017

Amendment No. 12

(This amendment makes various changes to the Board of Education's Capital Budget for Fiscal Year 2018 including, without limitation, the following:

A. Funding Changes:

- | | |
|---------------------------------------------------|-------------------------------------------------------------------------|
| <i>1. E0980 Systemic Renovations</i> | <i>Adds \$9,768,000 in State Aid;</i> |
| <i>2. E1035 New High School #13</i> | <i>Removes \$1,000,000 in Education Excise tax backed bond funding;</i> |
| <i>3. E1043 Talbott Springs Elementary School</i> | <i>Adds \$1,000,000 in Education Excise tax backed bond funding.</i> |

B. Project text changes for the following projects:

- | | |
|---------------------------------------|----------------------------------------------------------------|
| <i>1. E0980, Systemic Renovations</i> | <i>Amends project schedule based on changes to State Aid.)</i> |
|---------------------------------------|----------------------------------------------------------------|

1 Remove pages 191, 193, 194, 195, and 196 from the Capital Budget for Fiscal Year 2018,
2 attached to the Bill as introduced, and replace with the substitute pages 191, 193, 194, 195, and
3 196 as attached to this Amendment.

4
5 In the Capital Budget Detail, remove the both Detail Pages for the following Capital Project and
6 substitute revised Detail Pages, as attached to this Amendment:

- 7 1. E0980, Systemic Renovations.

Howard County, MD
FY 2018 Capital Budget Ordinance (\$000)
Program : SCHOOL SYSTEM PROJECTS

Project Information	Funding Source	Prior Appropriation	Fiscal 2018 Budget	Total Appropriation	Total
E0973 FY2003 WAVERLY ELEM RENOVATION/PHASE II ADDITION This project will be completed in two phases at Waverly Elementary School.	A	12,682	2,061	14,743	14,743
	B	6,691	11,250	17,941	17,941
	T	0	3,200	3,200	3,200
	Z	0	885	885	885
	Total	19,373	17,396	36,769	36,769
E0980 FY2004 SYSTEMIC RENOVATIONS Improvements and installation of systemic renovations at various school sites, including projects of a critical nature such as sprinkler repair, HVAC repair, window replacement, and other projects in support of the local CIP outlined in the HCPSS Comprehensive Maintenance Plan, as well as emergent projects on school properties.	A	82,501	15,940	98,441	98,441
	B	128,296	0	128,296	128,296
	P	4,555	0	4,555	4,555
	T	6,100	0	6,100	6,100
	Z	28,323	115	28,438	28,438
	Total	249,775	16,055	265,830	265,830
E0989 FY1989 BARRIER-FREE PROJECTS Installation of ramps; alteration of restrooms, fixtures and drinking fountains; and various modifications to make all remaining spaces (school buildings and school sites) accessible to the public, students, teachers, and staff.	B	3,850	0	3,850	3,850
	P	303	0	303	303
	T	1,450	0	1,450	1,450
	Total	5,603	0	5,603	5,603
E0990 FY2002 PLAYGROUND EQUIPMENT Improvements and installation of playground equipment at various school sites.	B	2,100	250	2,350	2,350
	T	580	0	580	580
	Total	2,680	250	2,930	2,930
E0993 FY2004 RELOCATABLE CLASSROOMS PROGRAM This request will provide funds for the relocation of existing portable classrooms or purchase of new portable classrooms to be placed at schools in need of additional capacity in August 2017.	B	14,410	0	14,410	14,410
	T	3,100	1,500	4,600	4,600
	Z	1,100	0	1,100	1,100
	Total	18,610	1,500	20,110	20,110

Howard County, MD
FY 2018 Capital Budget Ordinance (\$000)
Program : SCHOOL SYSTEM PROJECTS

Project Information	Funding Source	Prior Appropriation	Fiscal 2018 Budget	Total Appropriation	Total
E1024 FY2018 HAMMOND HIGH SCHOOL RENOVATION	B	0	0	0	0
A project to expand educational program spaces and renovate Hammond High School.	Total	0	0	0	0
E1027 FY2013 LONGFELLOW ELEM ADDITION	A	4,916	0	4,916	4,916
A project to expand educational program spaces and renovate Longfellow Elementary School.	B	12,534	0	12,534	12,534
	Total	17,450	0	17,450	17,450
E1028 FY2016 NEW ELEMENTARY SCHOOL #42	A	12,000	2,908	14,908	14,908
A project to construct a new elementary school to relieve the Northeastern and Southeastern regions.	B	5,083	15,750	20,833	20,833
	Total	17,083	18,658	35,741	35,741
E1030 FY2014 DEEP RUN ELEM SCHOOL RENOVATION/ADDITION	A	7,555	0	7,555	7,555
A project to expand educational program spaces and renovate Deep Run Elementary School.	B	16,456	0	16,456	16,456
	Total	24,011	0	24,011	24,011
E1031 FY2014 WILDE LAKE MIDDLE SCHOOL REPLACEMENT	A	15,359	0	15,359	15,359
A project to replace Wilde Lake Middle School.	B	21,918	2,000	23,918	23,918
	T	1,500	0	1,500	1,500
	Z	4,000	0	4,000	4,000
	Total	42,777	2,000	44,777	44,777
E1032 FY2014 LAUREL WOODS ELEM SCHOOL ADDITION	A	2,507	0	2,507	2,507
A project to expand educational program spaces at Laurel Woods Elementary School.	B	6,316	0	6,316	6,316
	Total	8,823	0	8,823	8,823
E1033 FY2015 PATUXENT VALLEY MIDDLE SCHOOL RENOVATION	A	10,604	0	10,604	10,604
A project to expand educational program spaces and renovate Patuxent Valley Middle School.	B	16,031	1,500	17,531	17,531
	T	1,400	0	1,400	1,400
	Total	28,035	1,500	29,535	29,535

April 17, 2017

Howard County, MD

Howard County, MD
FY 2018 Capital Budget Ordinance (\$000)
Program : SCHOOL SYSTEM PROJECTS

Project Information	Funding Source	Prior Appropriation	Fiscal 2018 Budget	Total Appropriation	Total
E1034 FY2015 SWANSFIELD ELEM SCHOOL RENOVATION/ADDITION A project to expand educational program spaces and renovate Swansfield Elementary School.	A	7,539	157	7,696	7,696
	B	14,956	4,250	19,206	19,206
	Total	22,495	4,407	26,902	26,902
E1035 FY2018 NEW HIGH SCHOOL #13 A project to construct a new high school to provide the HCPSS with the opportunity to expand college and career readiness programs for high school students across the county.	A	0	0	0	0
	B	0	0	0	0
	Total	0	0	0	0
E1036 FY2019 OAKLAND MILLS MIDDLE SCHOOL RENOVATION The Oakland Mills Middle School project will renovate the existing facility.	A	0	0	0	0
	B	0	0	0	0
	Total	0	0	0	0
E1037 FY2023 ELLICOTT MILLS MIDDLE SCHOOL ADDITION The Ellicott Mills Middle School project will add 156 seats of new capacity to the existing school.	B	0	0	0	0
	Total	0	0	0	0
E1038 FY2017 PLANNING AND DESIGN The Planning and Design project has been established to provide funding for feasibility studies prior to the funding of individual projects.	T	600	0	600	600
	Total	600	0	600	600
E1039 FY2020 NEW ELEM SCHOOL #43 The New Elementary School #43 will be a new facility.	A	0	0	0	0
	B	0	0	0	0
	Total	0	0	0	0
E1040 FY2024 NEW ELEM SCHOOL #44 The New Elementary School #44 will be a new facility.	B	0	0	0	0
	Total	0	0	0	0
E1041 FY2026 NEW ELEM SCHOOL #45 The New Elementary School #45 will be a new facility.	B	0	0	0	0
	Total	0	0	0	0

Howard County, MD
FY 2018 Capital Budget Ordinance (\$000)
Program : SCHOOL SYSTEM PROJECTS

Project Information	Funding Source	Prior Appropriation	Fiscal 2018 Budget	Total Appropriation	Total
E1043 FY2019 TALBOTT SPRINGS ELEM SCHOOL RENOVATION	B	0	0	0	0
A project to expand educational program spaces and renovate Talbott Springs Elementary School.	Z	0	1,000	1,000	1,000
	Total	0	1,000	1,000	1,000
Total		658,588	65,266	723,854	723,854

Howard County, MD
FY 2018 Capital Budget Ordinance (\$000)
EDUC-SCHOOL SYSTEM PROJECTS

	Revenue Source	Prior Appropriation Total	Current FY	Appropriation Total	Total
A	STATE AID for SCHOOLS	196,952	21,066	218,018	218,018
B	BONDS	352,557	35,000	387,557	387,557
P	PAY AS YOU GO	4,858	0	4,858	4,858
T	TRANSFER TAX	61,298	7,200	68,498	68,498
Z	EDUCATION EXCISE BONDS	42,923	2,000	44,923	44,923
Total		658,588	65,266	723,854	723,854

Fiscal 2018 Capital Budget

Project: E0980-FY2004 SYSTEMIC RENOVATIONS

SCHOOL SYSTEM PROJECTS

Number: E0980

Description

Improvements and installation of systemic renovations at various school sites, including projects of a critical nature such as sprinkler repair, HVAC repair, window replacement, and other projects in support of the local CIP outlined in the HCPSS Comprehensive Maintenance Plan, as well as emergent projects on school properties. For larger systemic renovation projects (see schools listed in the remarks section) the complete scope of these projects are defined by the BOE approved construction documents (CD) brochure (see Policy 6020 for complete description of process) and any change orders approved subsequent to submittal of the CD brochure.

Justification

The systemic renovation program will include projects that are needed to bring older facilities up to current standards in lighting, electrical, HVAC systems, reconfiguring space, handicap accessible improvements, and provide for upgrades to other building systems.

Remarks

1. The systemic renovations project also supports emergency and deferred systemic capital projects.
2. Prior Appropriation includes transfers legislated by Council Resolution 1-2015.

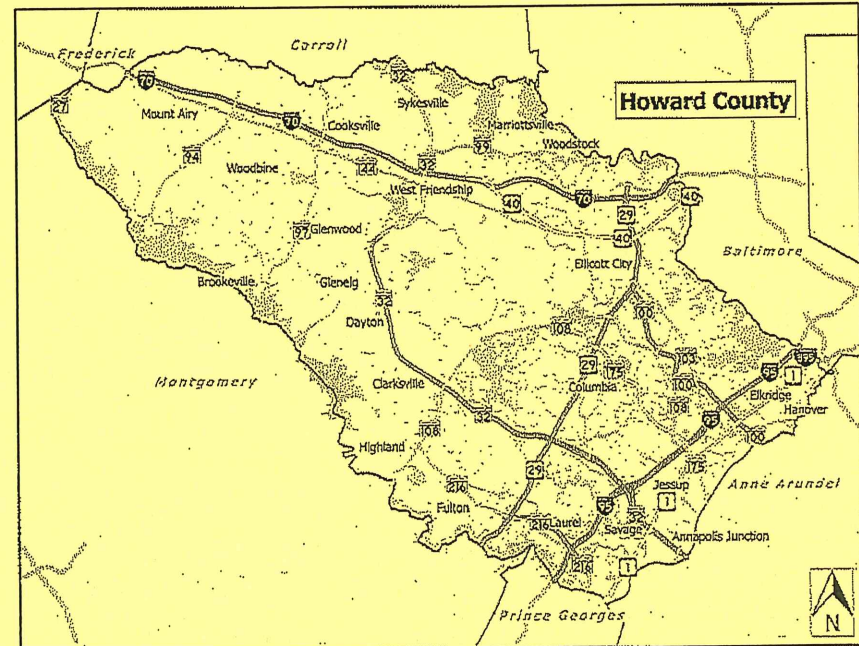
Project Schedule

1. FY 2019/20 Capital Budget request represents renovation work or planning for future construction at the following school facilities, as funding is available:
2. Mount View MS HVAC: Summer 2019.
3. Pointers Run ES HVAC: Summer 2019.
4. Rockburn ES HVAC: Summer 2019.
5. Burleigh Manor MS HVAC: Summer 2019.
6. Manor Woods ES HVAC: Summer 2021.
7. Elkridge Landing MS HVAC: Summer 2021.
8. Bonnie Branch MS HVAC: Summer 2021.
9. Fulton ES HVAC: Summer 2021.
10. Hollifield Station ES HVAC: Summer 2021.
11. Kitchen Modernizations: Ongoing.
12. Safety and Accessibility Projects: Ongoing.

Operating Budget Impact

Annual Bond Redemption \$ \$20,011,410

Upon completion, the maintenance of these facilities will be the responsibility of HCPSS Facilities Services. Operating cost impact is unknown at this time.



Fiscal 2018 Capital Budget

Project: FY2004 SYSTEMIC RENOVATIONS

SCHOOL SYSTEM PROJECTS

Number: E0980

(In Thousands)				Five Year Capital Program						Master Plan				
Appropriation Object Class	Prior Appr.	FY2018 Budget	Appr. Total	Fiscal 2019	Fiscal 2020	Fiscal 2021	Fiscal 2022	Fiscal 2023	Sub Total	Fiscal 2024	Fiscal 2025	Fiscal 2026	Fiscal 2027	Total Project
CONSTRUCTION	249,775	16,055	265,830	34,805	30,472	31,073	32,389	59,911	188,650	40,661	42,694	44,829	47,070	629,734
Total Expenditures	249,775	16,055	265,830	34,805	30,472	31,073	32,389	59,911	188,650	40,661	42,694	44,829	47,070	629,734
BONDS	128,296	0	128,296	31,155	26,622	9,007	16,880	30,510	114,174	40,661	42,694	44,829	47,070	417,724
PAY AS YOU GO	4,555	0	4,555	0	0	0	0	0	0	0	0	0	0	4,555
STATE AID for SCHOOLS	82,501	15,940	98,441	1,250	1,250	19,266	12,509	26,401	60,676	0	0	0	0	159,117
TRANSFER TAX	6,100	0	6,100	400	600	800	1,000	1,000	3,800	0	0	0	0	9,900
EDUCATION EXCISE BONDS	28,323	115	28,438	2,000	2,000	2,000	2,000	2,000	10,000	0	0	0	0	38,438
Total Funding	249,775	16,055	265,830	34,805	30,472	31,073	32,389	59,911	188,650	40,661	42,694	44,829	47,070	629,734
\$155,921,380 spent and encumbered through February 2017 \$146,057,512 spent and encumbered through February 2016 Project Status : See Project Schedule. See Remarks. Ongoing.														
FY 2017 Budget	249,775	31,294	281,069	44,245	47,184	26,633	26,350	38,995	183,407	40,945	42,992	45,141		593,554
Difference 2017 / 2018	0	(15,239)	(15,239)	(9,440)	(16,712)	4,440	6,039	20,916	5,243	(284)	-298	-312	47,070	36,180

Amendment 13 to Council Bill No. 40-2017

BY: Chairperson at the request
of the County Executive

Legislative Day No. 8
Date: May 24, 2017

Amendment No. 13

(This technical amendment moves \$775,085 from chargebacks (Expenses -other) to Operating Transfers within the Agricultural Land Preservation Fund.)

1 In the operating budget, attached to the Bill as prefiled:

2
3 1. On page 60, as shown in the attached revised page 153:

4 a. Under "99999999970000000003100 - Agri. Land Pres. & Prmotion Intfd Bd (440-
5 01601)", in the row that reads "58 – Expense Other", strike "1,135,554" and substitute
6 "360,469"; and

7 b. After the row that reads "58 – Expense Other" insert:

8 "69 – Operating Transfers 0 0 775,085"
9

10 2. On page 153, as shown on the attached revised page 153:

11 a. Under "Other Financing Sources/Uses", under the line that reads "Appropriation from
12 Fund Balance", insert a line that reads:

13 "Operating Transfers 0 0 (775,085)"

14 b. In the line that reads "General Fund Chargeback", strike "1,135,554" and substitute
15 "360,469".
16

17 Make changes as shown in the attached revised pages 60 and 153.

Howard County, MD
Fiscal Year 2018

FY 2018 Proposed

Fund : 04 - Agricultural Land Preservation

Department : 3000 - Department of Planning and Zoning

Fund : 2020000000 - Agric Land Preserv

Fund Center: 3000000000 - Administration

99999999970000000002900 - Agricultural land Preservation (440-0601)

50 - Personnel Costs	178,004
52 - Supplies and Materials	1,600
51 - Contractual Services	109,810
58 - Expense Other	251,461
54 - Debt Service	10,858,705
Total	11,399,580

99999999970000000003000 - Agri. Land Pres. & Prmotion Bd (440-0601)

52 - Supplies and Materials	600
51 - Contractual Services	700
Total	1,300

99999999970000000003100 - Agri. Land Pres. & Prmotion Intfd Bd (440-01601)

58 - Expense Other	1,135,554 360,469
<u>69 - Operating Transfers</u>	<u>775,085</u>
Total	1,135,554

Total 3000000000 - Administration 12,536,434

Total 2020000000 - Agric Land Preserv 12,536,434

Total 3000 - Department of Planning and Zoning 12,536,434

Total 04 - Agricultural Land Preservation 12,536,434

Governmental Funds

Agricultural Preservation and Promotion Fund

Description

The Agricultural Land Preservation & Promotion Fund supports the Agricultural Land Preservation and Promotion Program, which is designed to preserve the open character and agricultural use of land in Howard County. The Department of Planning & Zoning is charged by Howard County Code with implementation of the program. Revenue comes from 25% of the local transfer tax, investment income, and the development transfer tax paid when land assessed for agriculture is converted to other uses.

	FY2016 Actual	FY2017 Estimated	FY2018 Budget
Revenues:			
Transfer Tax	7,892,622	7,000,000	7,200,000
County Development Tax	105,166	150,000	150,000
Treasury Note Proceeds ¹	0	6,608,200	1,669,000
Interest on Investments	3,180,544	1,500,000	1,500,000
Miscellaneous	745	5,000	5,000
Total Revenues	11,179,077	15,263,200	10,524,000
Expenses:			
Agricultural Land Preservation Program Administration	235,707	232,336	289,414
Agricultural Land Preservation Board	875	250	1,300
Support of EDA Ag Initiatives	122,000	122,000	122,000
Tax Credits	23,060	25,000	40,000
Principal Payments on Debt	2,782,673	9,294,873	5,657,483
Interest Payments on Debt	5,473,485	5,479,845	5,201,222
Additional Debt Service	0	43,278	89,461
Capital Improvements	5,174,872	0	0
Total Expenses	13,812,672	15,197,582	11,400,880
Other Financing Sources/(Uses):			
Appropriation from Fund Balance	0	1,002,548	2,012,434
Operating Transfers	0	0	(775,085)
General Fund Chargeback	(945,162)	(1,068,166)	(1,135,554) 360,469)
Installment Purchase Agreements	4,817,735	0	0
Total Other Financing Sources/(Uses)	3,872,573	(65,618)	876,880
Fund Balance:			
Beginning Fund Balance	68,487,044	69,726,022	68,723,474
Net Change from Current Year Operations	1,238,978	0	0
Less Appropriation from Fund Balance	0	(1,002,548)	(2,012,434)
Fund Balance - Ending	69,726,022	68,723,474	66,711,040
Reserved for:			
Accreted Value Zero Coupon Bonds	(42,219,689)	(35,820,132)	(35,820,132)
Unrealized Gain/Loss	(13,668,080)	(13,477,676)	(13,477,676)

